

## Summary Prospectus (Fact Sheet)



BBL Asset Management Co., Ltd. "BBLAM"

Anti-Corruption Progress indicator: Certified by CAC

Bualuang Top-Ten RMF

(B-TOPTENRMF)

Equity Fund

Retirement Mutual Fund

Not Exposed to Foreign Investment Risk



What are you about to invest in?



Who is suitable for this fund?



Special Risk Considerations



Portfolio of the Fund



Fees



Fund Performance



Other Information

Investment in Mutual Fund **is not** the same as bank deposits.



## What are you about to invest in?

- **Investment Policy :**

The Fund focuses on the medium-to-long-term investments in securities of listed companies with good fundamental which the Fund Manager expects that they will have total returns in the top 10.

[Click to see Stock Selection Process](#)

The Fund shall invest or hold securities of listed companies averaged in an accounting year not less than 80% of the NAV.

For the remaining portion, the Fund shall invest in fixed income instruments, deposit as well as securities or other assets as determined or approved by the SEC.

Nevertheless, the Fund shall not invest in derivatives and structured note.

- **Fund Management Strategy :**

The Fund **expects returns higher than the Benchmark. (Active Management)**



## Who is suitable for this fund?

- The investors who can accept high price fluctuation of the securities that the Fund invests, which may increase or decrease until lower than the investment value and cause loss.
- The investors who expect investments with long-term obligation for retirement income with returns that the Fund will receive from dividends or gain from investments in securities. For the opportunity to receive averaged annual returns higher than fixed income investment, the investors shall aim for this Fund for long-term period. Moreover, since this is a retirement mutual fund, investors should invest continuously for no less than 5 years until they reach the age of 55 in order to receive the tax benefits.

## What kind of investor is this Fund **not suitable for?**

- The investors who have to use this investment money before the age of 55.
- The investors who aim to receive certain amount of return or protect full amount of principal.

## What you should do if you don't understand investment policy and risks of this Fund.

- Read the full Prospectus or inquire from the selling agents and the Management Company.
- **Do not invest without sufficient understanding on the characteristics and risks of this Fund.**



## Special Risk Considerations

### Important Warnings

- Investors may not sell, transfer, mortgage the RMF investment units or use the RMF investment units as collateral.
- Investors may not receive tax benefits if the terms and conditions are not met and may be required to return the tax benefits received within the required time period or a penalty may be imposed as per the Revenue Code.
- Investors should study and understand the terms and conditions of RMF Investment Units including making additional inquiries and request for an investment handbook from the Management Company or the Selling Agents.
- In the event of unusual circumstances, investors may not be able to redeem the Investment Units or receive the redemption proceeds within the period of time specified in this Prospectus.
- The Fund's performance does not relate to the financial status or performance of the Management Company or the Selling Agents.
- In the event that there is any redemption of Investment Units more than two-third of the total investment units sold, the Management Company shall use its discretion to dissolve the Fund and stop accepting subscription/ redemption order.
- Any person or the same group of persons may/will hold investment units of the Fund more than one-third of the total investment units. Thus, if they redeem the investment units, the Fund may have a risk resulting to dissolve the Fund. Investors can review such information at [www.bblam.co.th](http://www.bblam.co.th).
- In the event that the Management Company has entered into an obligation or agreement with a foreign state and/or the government of a foreign state or if it is required to comply with a law or a regulation of a foreign state regardless of the effective date of such obligation (e.g. the United States Foreign Account Tax Compliance Act (FATCA)), the Unitholder(s) acknowledge and agree that the Management Company may act or perform its obligation according to the relevant law and/or regulation to which the Management Company is subject, including but not limited to disclosing information of the Unitholder(s) or withholding and withholdable payment payable to the Unitholder(s), and may act or perform any other action necessary for complying with such relevant law and/or regulation to which the Management Company is subject.

## Risk Level of the Mutual Funds



Note The Fund has a net exposure in equities, averaged in an accounting year not less than 80% of the NAV.

## Major Risk Factors

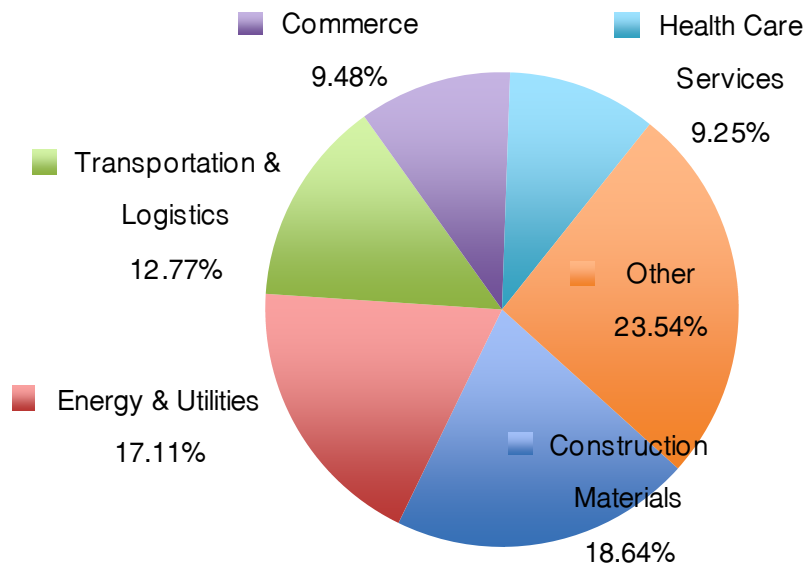
Market Risk		Low				High
Standard Deviation (SD)		≤5%	5-10%	10-15%	15-25%	>25%
Stock Focus Group		General	Large Cap	Mid/ Small	Sector	
High Concentration Risk		Low				High
Total Issuer Concentration		≤10%	10-20%	20-50%	50-80%	>80%
Total Sector Concentration		≤20%	20-50%	50-80%	>80%	

Click to see Explanation on Risk Factors



# Portfolio of the Fund

% of NAV



## Top 5 Holding Assets

% of NAV

1. Common Shares: SCC	9.56
2. Common Shares: MAKRO	9.48
3. Common Shares: BDMS	9.25
4. Common Shares: EA	9.15
5. Common Shares: TOA	9.08

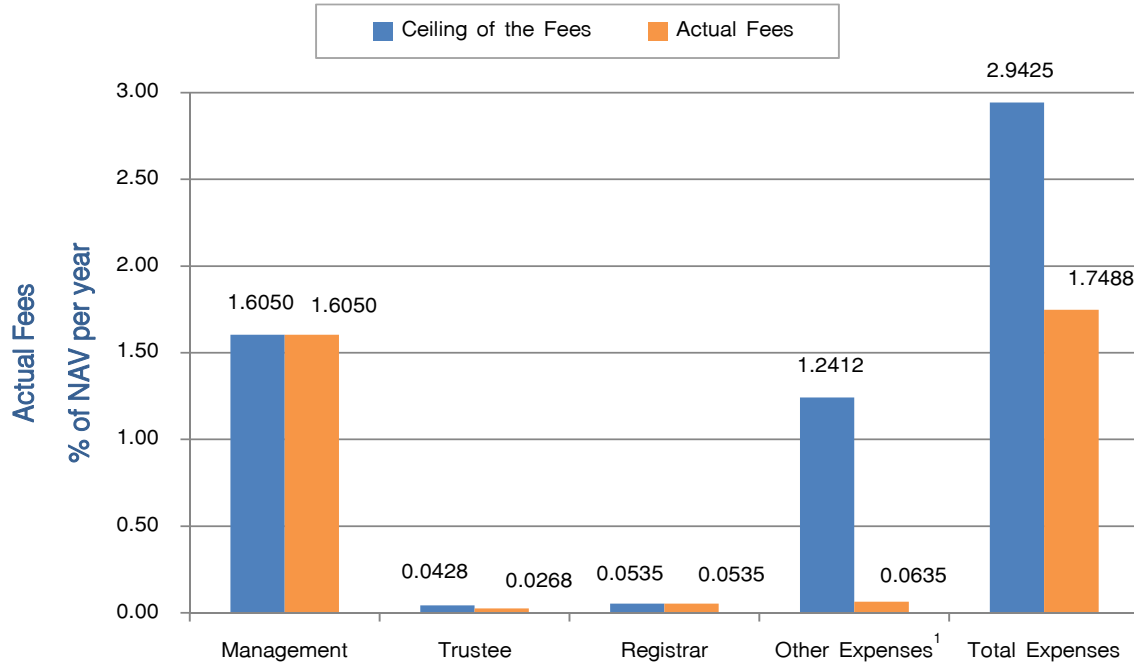
Note Data as of 30 June 2020. Investors can view the latest data at [www.bblam.co.th](http://www.bblam.co.th).



## Fees

\* Fees affect the returns to the investors,  
thus, investors should consider such fees before investing. \*

### Fees Charged to the Fund (% of NAV per year)



<sup>1</sup> Other expenses include advertising expenses incurred from 1 January - 30 June 2020.

### Fees Charged to the Unitholders (% of unit value)

Item	Not more than	Actual
Front-end Fee <sup>1</sup>	1.00	Exempted
Back-end Fee		
- For holding period of 1 year or less	1.00 (minimum 50 Baht)	Not more than 1.00 (minimum 50 Baht)
- For holding period over 1 year	50 Baht per transaction	50 Baht per transaction
Switching Fee		
- RMF under BBLAM	Exempted	Exempted
- RMF under other Management Company		
• Switching out	200 Baht per transaction	Not more than 200 Baht per transaction
• Switching in	Equal to the front-end fee	Exempted

<sup>1</sup> The Management Company reserves the right to charge the fee not more than 1.00% and will inform the investors in advance.

In case of switching out from the Initial Fund, the Unitholders who redeem the investment units of the Destination Fund will pay back-end fee according to the duration of holding the investment units of the Destination Fund.

**Note** - Such Fees include VAT, special business tax or other taxes. Currently, VAT is 7%. If it is changed, the Management Company will reserve the right to update the above fees in accordance with such change which is considered to have received the resolution from the Unitholders.

- Investors can view information for the past 3-year fee in the full prospectus that is available at [www.bblam.co.th](http://www.bblam.co.th).

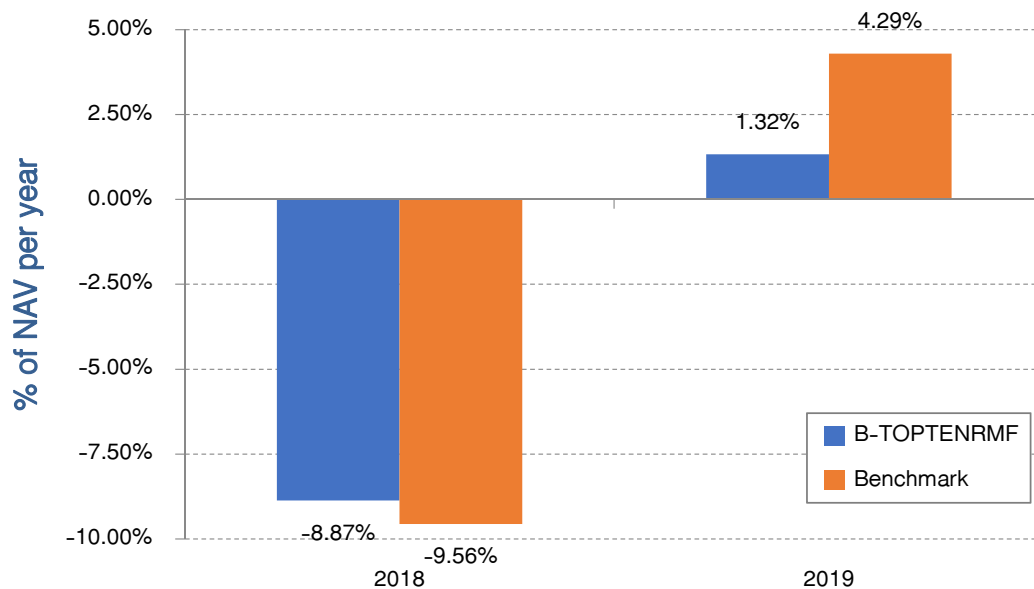


# Fund Performance

\* Past performance is not guarantee future results. \*

1. Benchmark: SET TRI.

2. Annual Performance



3. Maximum drawdown (Since Inception): -36.29%

4. Standard deviation of the fund performance (Since Inception): 19.03% per year

5. AIMC Category for Peer Group Fund Performance: Equity General

6. Cumulative Performance

- Past Performance as of 30 June 2020

Fund	Year to Date	3 M	Percentile	6 M	Percentile	1 Y <sup>1</sup>	Percentile	Since <sup>1</sup> Inception
B-TOPTENRMF	-12.60%	15.28%	95.00	-12.60%	50.00	-19.56%	75.00	-9.61%
Benchmark	-13.17%	20.52%	25.00	-13.17%	50.00	-19.56%	75.00	-8.97%
SD of Performance	34.24%	24.87%	75.00	34.24%	50.00	25.20%	50.00	19.03%
SD of Benchmark	37.62%	25.49%	75.00	37.62%	95.00	27.50%	95.00	20.60%

Note Inception date is 18 May 2018.

<sup>1</sup> % per year.

- Peer Group Fund Performance of Equity General as of 30 June 2020

Peer Percentile	Return (%)						Standard Deviation (%)					
	3M	6M	1Y	3Y	5Y	10Y	3M	6M	1Y	3Y	5Y	10Y
5th Percentile	28.00	-7.05	-13.22	-0.23	2.38	9.66	18.84	28.46	20.94	13.10	11.92	12.04
25th Percentile	20.06	-11.47	-17.72	-2.34	0.70	8.43	22.08	33.32	24.47	16.31	13.76	15.54
50th Percentile	17.73	-14.00	-19.52	-3.58	-0.18	7.39	24.48	35.33	25.98	17.44	14.86	16.13
75th Percentile	15.35	-15.67	-22.15	-5.48	-1.71	5.55	25.92	37.36	27.36	18.84	16.00	16.58
95th Percentile	11.87	-19.15	-27.64	-9.04	-4.64	3.68	29.48	42.47	29.83	21.63	18.23	18.09

Investors can view the latest data at [www.bblam.co.th](http://www.bblam.co.th).



## Other information

Dividend Payment Policy	No dividend
Trustee	Siam Commercial Bank Public Company Limited
Registration Date	18 May 2018
Fund Maturity	Indefinite
Fund Size	5,000 Million Baht
Subscription and Redemption of Investment Units	<p><b>Subscription</b> : Every business day</p> <ul style="list-style-type: none"> <li>• BBLAM/ Selling Agents/ Dollar Cost Averaging* : 8.30 - 15.30 hrs.</li> <li>• Bualuang iBanking / Bualuang mBanking : Every day, 24 hrs. a day</li> </ul> <p>Minimum initial purchase : 500 Baht</p> <p>Minimum subsequent purchases : 500 Baht</p> <p>* Transaction via BBL branches and BLA.</p> <p><b>Redemption</b> : Every business day</p> <ul style="list-style-type: none"> <li>• BBLAM/ Selling Agents : 8.30 - 15.30 hrs.</li> <li>• Bualuang iBanking / Bualuang mBanking : Every day, 24 hrs. a day</li> </ul> <p>Minimum redemption amount : None</p> <p>Minimum outstanding amount : None</p> <p>Receipt of redemption money : Within 5 business days from the date following the date of redemption</p> <p>Date of calculation of NAV : T (T=Trading Day)</p> <p>Investors can check the NAV at</p> <ul style="list-style-type: none"> <li><input checked="" type="checkbox"/> Announcements at BBLAM's office or the offices of the Selling Agents</li> <li><input checked="" type="checkbox"/> Krungthep Thurakit Newspaper and Manager Newspaper</li> <li><input checked="" type="checkbox"/> Bualuang Phone Tel. 1333</li> <li><input checked="" type="checkbox"/> BBLAM Tel. 0-2674-6488 press 8 or www.bblam.co.th</li> <li><input checked="" type="checkbox"/> NAV Center at www.thaimutualfund.com</li> </ul>



<b>Fund Manager</b>	<b>Fund Manager</b> Mr. Peerapong Jirasevijinda Miss Sudarat Tippayatordtana Miss Rungnapa Satiannukul Mr. Jeff Suteesopon Miss Wanalee Treesamphan Mr. Chatchawan Simathamnan	<b>Starting Date of Fund Management</b> 18 May 2018 18 May 2018 18 May 2018 18 May 2018 18 May 2018 2 January 2020
<b>Portfolio Turnover Ratio (PTR)</b>	0.89 <a href="#">Click to see PTR Explanation</a>	
<b>Selling Agents</b>	<input checked="" type="checkbox"/> Bangkok Bank Public Company Limited Tel.1333 <input checked="" type="checkbox"/> Bualuang Securities Public Company Limited Tel. 0-2231-3777 or 0-2618-1000 <input checked="" type="checkbox"/> Bangkok Life Assurance Public Company Limited Tel. 0-2777-8999 <input checked="" type="checkbox"/> Capital Nomura Securities Public Company Limited Tel. 0-2638-5500 <input checked="" type="checkbox"/> Asia Plus Securities Company Limited Tel. 0-2680-1234 <input checked="" type="checkbox"/> Phillip Securities (Thailand) Public Company Limited Tel. 0-2635-1700 <input checked="" type="checkbox"/> Kiatnakin Phatra Securities Public Company Limited Tel. 0-2305-9449 <input checked="" type="checkbox"/> DBS Vickers Securities (Thailand) Company Limited Tel. 0-2657-7000 <input checked="" type="checkbox"/> Krungsri Securities Public Company Limited Tel. 0-2659-7000 <input checked="" type="checkbox"/> Finnomena Mutual Fund Brokerage Securities Company Limited Tel. 0-2026-5100 Ext. 1 <input checked="" type="checkbox"/> SCB Securities Company Limited Tel. 0-2949-1999 <input checked="" type="checkbox"/> KGI Securities (Thailand) Public Company Limited Tel. 0-2658-8889	
<b>Inquiry/ Receiving Prospectus/ Launching Complaints</b>	BBL Asset Management Co., Ltd. 175 Sathorn City Tower, 7 <sup>th</sup> , 21 <sup>st</sup> and 26 <sup>th</sup> Flr., South Sathorn Road, Thungmahamek, Sathorn, Bangkok 10120 Tel. 0-2674-6488 Website: <a href="http://www.bblam.co.th">www.bblam.co.th</a> Email: <a href="mailto:crm@bblam.co.th">crm@bblam.co.th</a>	
<b>Transactions that could lead to Conflict of Interest</b>	You can check the transactions that could lead to conflict of interest at <a href="http://www.bblam.co.th">www.bblam.co.th</a>	

- Investing in Investment Units is not a money deposit, it is not under the protection of the Deposit Protection Agency and involves risk which investors may not receive the full initial investment amount.
- Approved for establishment and under the supervision of the Office of the SEC.
- The information in this Prospectus shall not be considered that the Office of the SEC certifies the accuracy of the information in the Prospectus or guarantees the price or the return on the Investment Units being offered. However, the Management Company has carefully reviewed the information in the Summary Prospectus as at 18 August 2020 as the responsible person for the management of the Fund and hereby certifies that such information is accurate, not false and not misleading.

## More Explanation

### Stock Selection Process

1. **Top-down Approach:** to create investment theme with focusing on long-term perspective, assessing the economic overview and industry whereby has opportunity and potential to grow, and selecting business groups that benefit from the uptrend. Then, look for stocks with the opportunity from the said theme.
2. **Bottom-up Approach:** to search for companies with price lower than their intrinsic values or stocks with highest expected total return with both qualitative and quantitative focusing on the business model, continuous profitability, the strength of balance sheet, ability of executives and experienced management etc.

### Risk Factors

- **Market Risk** means the risk that the values of securities which the Fund has invested may increase or decrease due to outside factors such as economic or investment situations, political factors both internally and internationally which could be considered from the Standard Deviation (SD) of the Fund. If the Fund has a high SD, it is an indicator that the Fund has high a fluctuation from the changes in the prices of securities.

## More Explanation (Cont.)

- **High Concentration Risk**

- **High Issuer Concentration Risk** is caused by the Fund investing in any issuer more than 10% of the total NAV. In the events of unusual circumstance that affect the operations, financial status or the stability of such issuer, the Fund may have higher volatility performance compare to the Funds with more diversified issuers.

However, such concentrated investment does not include the case of investing in the following assets:

1. Thai government fixed income instruments
  2. Foreign government instruments with investment grade credit rating.
  3. Deposits or equivalent instruments that person who accept deposits or the issuer with investment grade credit rating.
- **High Sector Concentration Risk** is caused by the Fund investing in some specific sectors more than 20% of the NAV. In the events of unusual circumstance that affect the sector, the Fund may have higher volatility performance compare to the Funds with more diversified sectors.

**Portfolio Turnover Ratio (PTR)** is calculated from the lower amount between sums of value of buying and selling assets of the Fund in a past accounting period divided by averaged net asset value in the same period. It is beneficial for the investors to acknowledge amount of trading assets and the Fund's strategy. In example, the passive fund shall have low PTR, while the active fund shall have high PTR. Assets that are used in calculating PTR shall have liquidity for investment such as equity, bonds etc.