

Summary Prospectus (Fact Sheet)



**Buakaew Income Fund
(BKD)**

BBL Asset Management Co., Ltd. "BBLAM"

Equity Fund

Anti-Corruption Progress indicator: Certified by CAC

Not Exposed to Foreign Investment Risk



What are you about to invest in?



Who is suitable for this fund?



Special Risk Considerations



Portfolio of the Fund



Fees



Fund Performance



Other Information

Investment in Mutual Fund **is not** the same as bank deposits.



What are you about to invest in?

■ Investment Policy:

The Fund mainly invests in the medium-to-long-term securities of companies with high potential for growth or have good fundamental, averaged in an accounting year not less than 80% of the NAV.

For the remaining portion, the Fund shall invest in fixed income instruments, deposit or securities or other assets as specified or approved by the Office of the SEC. The Fund may also invest in derivatives and/or structured note.

■ Fund Management Strategy:

The Fund expects returns higher than the Benchmark. (Active Management)



Who is suitable for this fund?

- The investors who can accept high price fluctuation of the securities that the Fund invests, which may increase or decrease until lower than the investment value and cause loss.
- The investors who can invest in the medium to long-term with expecting long-term returns higher than generally investing in fixed income instruments.

What kind of investor is **not suitable for this Fund?**

The investors who aim to receive certain amount of return or protect full amount of principal.

What you should do if you don't understand investment policy and risks of this Fund.

- Read the full Prospectus or inquire from the selling agents and the Management Company.
- **Do not invest without sufficient understanding on the characteristics and risks of this Fund.**

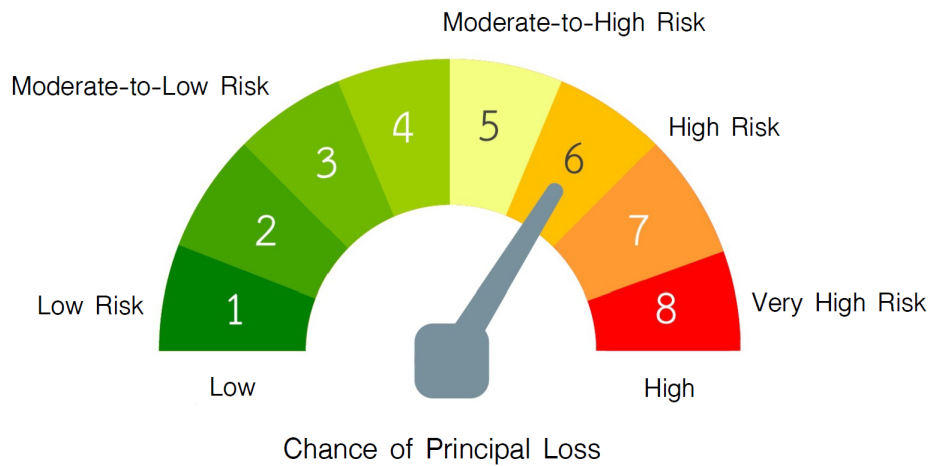


Special Risk Considerations

Important Warnings

- The Fund may invest in derivatives or structured note. Therefore, the Fund has higher risk than other types of mutual funds that invest in underlying directly. Due to using less of principle amount, so it will have higher profit/loss than investment in underlying directly.
- Investors should invest in this Fund only when they understand the risk associated with investing in derivatives which investors should consider the suitability, objective of their investments and their own financial status.
- In the event that there is any redemption of Investment Units more than two-third of the total investment units sold, the Management Company shall use its discretion to dissolve the Fund and stop accepting subscription/ redemption order.
- In the event of unusual circumstances, investors may not be able to redeem the Investment Units or receive the redemption proceeds within the period of time specified in this Prospectus.
- The Fund's performance does not relate to the financial status or performance of the Management Company or the Selling Agents.
- Any person or the same group of persons may/will hold investment units of the Fund more than one-third of the total investment units. Thus, if they redeem the investment units, the Fund may have a risk resulting to dissolve the Fund. Investors can review such information at www.bblam.co.th.
- In the event that the Management Company has entered into an obligation or agreement with a foreign state and/or the government of a foreign state or if it is required to comply with a law or a regulation of a foreign state regardless of the effective date of such obligation (e.g. the United States Foreign Account Tax Compliance Act (FATCA)), the Unitholder(s) acknowledge and agree that the Management Company may act or perform its obligation according to the relevant law and/or regulation to which the Management Company is subject, including but not limited to disclosing information of the Unitholder(s) or withholding and withholdable payment payable to the Unitholder(s), and may act or perform any other action necessary for complying with such relevant law and/or regulation to which the Management Company is subject.

Risk Level of the Mutual Funds



Note: The Fund has a net exposure in equities, averaged in an accounting year not less than 80% of the NAV.

Major Risk Factors

Market Risk

Standard Deviation	≤5%	5-10%	10-15%	15-25%	>25%
--------------------	-----	-------	---------------	--------	------

Low

High

Stocks Focus Group	General	Large Cap	Mid / Small	Sector
--------------------	----------------	-----------	-------------	--------

Low

High

High Concentration Risk

Total Issuer Concentration	≤10%	10-20%	20-50%	50-80%	>80%
----------------------------	-------------	--------	--------	--------	------

Low

High

Total Sector Concentration	≤20%	20-50%	50-80%	>80%
----------------------------	-------------	--------	--------	------

Low

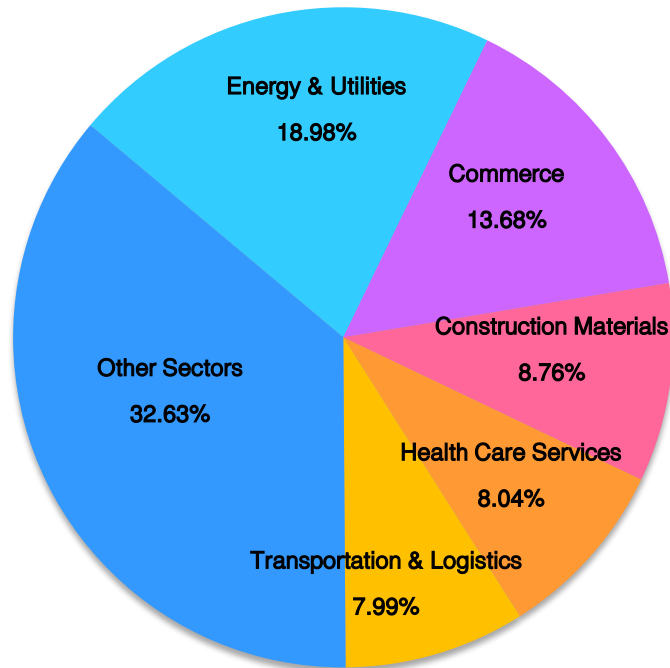
High

[Click to see Explanation on Risk Factors](#)



Portfolio of the Fund

% of NAV



Top 5 holding assets

Assets	% of NAV
1. Common Shares: PTT	8.01
2. Common Shares: CPALL	6.76
3. Bond: BOT	4.97
4. Common Shares: BDMS	4.70
5. Common Shares: ADVANC	4.44

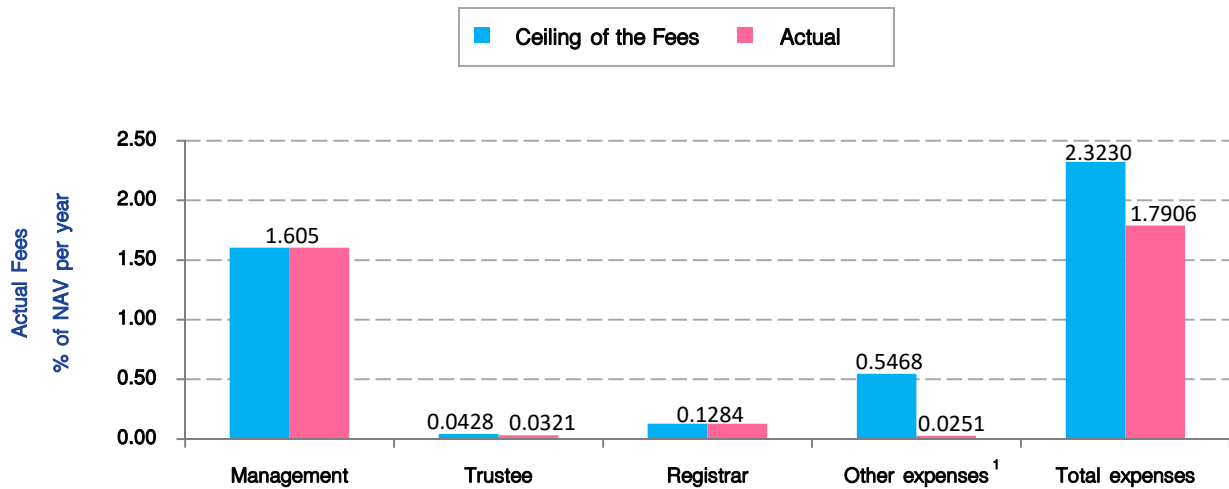
Note: Data as of 30 June 2020. You can view the latest data at www.bblam.co.th.



Fees

*Fees affect the returns to the investors,
thus, investors should consider such fees before investing.*

Fees Charged to the Fund (% of NAV per year)



¹ Other expenses include advertising expenses as actual incurred from 1 January - 30 June 2020.

Fees Charged to the Unitholders (% of unit value)

Item	Not more than	Actual
Front-end Fee ¹	1.00	Exempted
Back-end Fee ²	1.00 (minimum 50 Baht)	Not more than 1.00 (minimum 50 Baht)
Switching Fee ³		
» Switching out	Equal to the Back-end Fee	Not more than 1.00 (minimum 50 Baht)
» Switching in	Equal to the Front-end Fee	Exempted
Transfer Fee	50 baht per 1,000 units or fractions of 1,000 units	50 baht per 1,000 units or fractions of 1,000 units

¹ The Management Company reserves the right to charge the fee not more than 1% and will inform the investors in advance.

² The Management Company will waive the back-end fee for the Provident Fund and the Private Fund under the management of BBLAM.

³ Switching: the redemption price of the initial fund and the selling price of the destination fund include the front-end fee or the back-end fee calculated in each price.

Note: Such Fees include VAT, special business tax or other taxes. Currently, VAT is 7%. If it is changed, the Management Company will reserve the right to update the above fees in accordance with such change which is considered to have received the resolution from the Unitholders.

Investors can view information for the past 3-year fee in the full prospectus that is available at www.bblam.co.th.

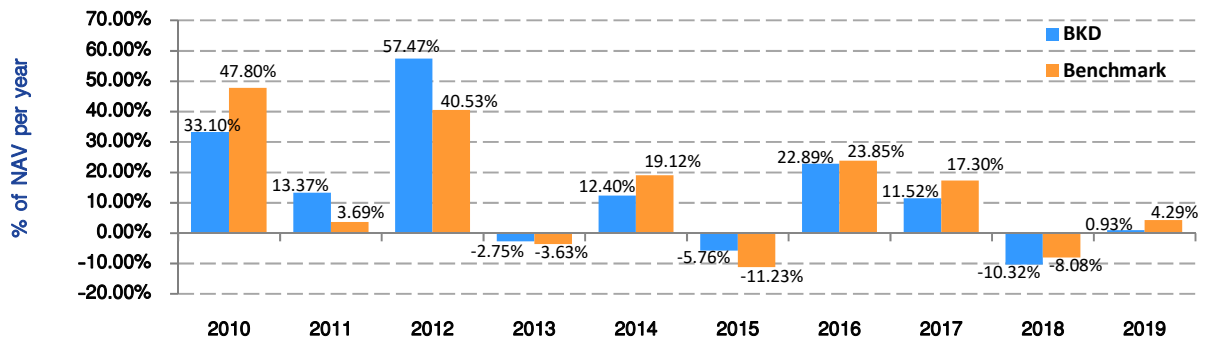


Fund Performance

Past performance is not guarantee future results.

1. Benchmark: SET TRI

2. Annual performance



3. Maximum drawdown : -38.55%

4. Standard deviation of the fund performance: 14.06% per year

5. AIMC Category for Peer Group Fund Performance : Equity General

6. Cumulative performance

- Cumulative performance as of 30 June 2020

Fund	Year to Date	3M	Percentile	6M	Percentile	1Y ¹	Percentile	3Y ¹	Percentile	5Y ¹	Percentile	10Y ¹	Percentile	Since Inception ¹
Return of BKD	-11.40%	18.03%	50.00	-11.40%	25.00	-18.19%	50.00	-4.12%	75.00	0.24%	50.00	9.59%	25.00	4.32%
Return of Benchmark	-13.17%	20.52%	25.00	-13.17%	50.00	-19.56%	75.00	-2.12%	25.00	0.96%	25.00	9.02%	25.00	N/A ²
SD of BKD	32.21%	22.24%	50.00	32.21%	25.00	23.63%	25.00	15.70%	25.00	14.06%	50.00	15.02%	25.00	22.23%
SD of Benchmark	37.62%	25.49%	75.00	37.62%	95.00	27.50%	95.00	17.95%	75.00	16.15%	95.00	16.56%	75.00	N/A ²

Note: Registration Date is 15 July 1994.

¹ Unit : % per year

² There is no TRI data during this period.

- Category performance of Equity General as of 30 June 2020

Peer Percentile	Return (%)						Standard Deviation (%)					
	3M	6M	1Y	3Y	5Y	10Y	3M	6M	1Y	3Y	5Y	10Y
5th Percentile	28.00	-7.05	-13.22	-0.23	2.38	9.66	18.84	28.46	20.94	13.10	11.92	12.04
25th Percentile	20.06	-11.47	-17.72	-2.34	0.70	8.43	22.08	33.32	24.47	16.31	13.76	15.54
50th Percentile	17.73	-14.00	-19.52	-3.58	-0.18	7.39	24.48	35.33	25.98	17.44	14.86	16.13
75th Percentile	15.35	-15.67	-22.15	-5.48	-1.71	5.55	25.92	37.36	27.36	18.84	16.00	16.58
95th Percentile	11.87	-19.15	-27.64	-9.04	-4.64	3.68	29.48	42.47	29.83	21.63	18.23	18.09

You can view the data latest at www.bblam.co.th



Other Information

Dividend Payment Policy	Twice a year or as per the Management Company's discretion at the rate 95% of the accumulated profits or the net profit in the accounting period.												
Dividend Payment History	<p>Since inception, the Fund has paid dividend for 23 times and total 11.6313 Baht per unit. The data of previous 3 years are as follow;</p> <table border="1"> <thead> <tr> <th>Book closing date</th> <th>Payment date</th> <th>Dividend rate (baht per unit)</th> </tr> </thead> <tbody> <tr> <td>10 Jan 2017</td> <td>17 Jan 2017</td> <td>0.518</td> </tr> <tr> <td>9 Jan 2018</td> <td>16 Jan 2018</td> <td>0.481</td> </tr> <tr> <td>5 Jul 2019</td> <td>12 Jul 2019</td> <td>0.3603</td> </tr> </tbody> </table>	Book closing date	Payment date	Dividend rate (baht per unit)	10 Jan 2017	17 Jan 2017	0.518	9 Jan 2018	16 Jan 2018	0.481	5 Jul 2019	12 Jul 2019	0.3603
Book closing date	Payment date	Dividend rate (baht per unit)											
10 Jan 2017	17 Jan 2017	0.518											
9 Jan 2018	16 Jan 2018	0.481											
5 Jul 2019	12 Jul 2019	0.3603											
Trustee	KASIKORNBANK Public Company Limited												
Registration Date	15 July 1994												
Fund Maturity	Indefinite												
Fund Size	20,000 Million Baht												
Subscription and Redemption of Investment Units	<p><u>Subscription of Investment Units</u> : Every business day</p> <p>» BBLAM/ Selling Agents/ : 8.30 - 15.30 hrs. Dollar Cost Averaging*</p> <p>» Bualuang iBanking/ Bualuang : Every day, 24 hrs. a day mBanking/ ATM/ Bualuang Phone</p> <p>Minimum first purchase : 500 Baht</p> <p>Minimum subsequent purchases : 500 Baht</p> <p>* Transaction via BBL branches and BLA.</p> <p><u>Redemption of Investment Units</u> : Every business day</p> <p>» BBLAM/ Selling Agents : 8.30 - 15.30 hrs.</p> <p>» Bualuang iBanking/ Bualuang : Every day, 24 hrs. a day mBanking/ ATM/ Bualuang Phone</p> <p>Minimum redemption amount : None</p> <p>Minimum outstanding amount : None</p> <p>Receipt of redemption money : Within 4 business days from the date following the date of redemption</p> <p>Date of calculation of NAV : T (T=Trading Day)</p>												

	<p>Investors can view the NAV from the following sources:</p> <ul style="list-style-type: none"> <input checked="" type="checkbox"/> Announcements at the BBLAM's office or the offices of the selling agents. <input checked="" type="checkbox"/> Krungthep Thurakit Newspaper, Manager Newspaper <input checked="" type="checkbox"/> Bualuang Phone Tel. 1333 <input checked="" type="checkbox"/> BBLAM Tel. 0-2674-6488 press 8 or www.bblam.co.th <input checked="" type="checkbox"/> NAV Center at www.thaimutualfund.com 														
Fund Manager	<table border="1"> <thead> <tr> <th>Fund Manager</th> <th>Date of Fund Management</th> </tr> </thead> <tbody> <tr> <td>Mr. Peerapong Jirasevijinda</td> <td>1 June 2009</td> </tr> <tr> <td>Miss Sudarat Tippayatordtana</td> <td>2 May 2006</td> </tr> <tr> <td>Miss Rungnapa Satiannukul</td> <td>27 December 2012</td> </tr> <tr> <td>Mr. Jeff Suteesopon</td> <td>16 June 2015</td> </tr> <tr> <td>Miss Wanalee Treesamphan</td> <td>1 April 2016</td> </tr> <tr> <td>Mr. Chatchawan Simathamanan</td> <td>2 January 2020</td> </tr> </tbody> </table>	Fund Manager	Date of Fund Management	Mr. Peerapong Jirasevijinda	1 June 2009	Miss Sudarat Tippayatordtana	2 May 2006	Miss Rungnapa Satiannukul	27 December 2012	Mr. Jeff Suteesopon	16 June 2015	Miss Wanalee Treesamphan	1 April 2016	Mr. Chatchawan Simathamanan	2 January 2020
Fund Manager	Date of Fund Management														
Mr. Peerapong Jirasevijinda	1 June 2009														
Miss Sudarat Tippayatordtana	2 May 2006														
Miss Rungnapa Satiannukul	27 December 2012														
Mr. Jeff Suteesopon	16 June 2015														
Miss Wanalee Treesamphan	1 April 2016														
Mr. Chatchawan Simathamanan	2 January 2020														
Portfolio Turnover Ratio (PTR)	<p>0.61</p> <p>Click to see PTR Explanation</p>														
Selling Agents	<ul style="list-style-type: none"> <input checked="" type="checkbox"/> Bangkok Bank Public Company Limited Tel.1333 <input checked="" type="checkbox"/> Bualuang Securities Public Company Limited Tel. 0-2231-3777 or 0-2618-1000 <input checked="" type="checkbox"/> Bangkok Life Assurance Public Company Limited Tel. 0-2777-8999 <input checked="" type="checkbox"/> Capital Nomura Securities Public Company Limited Tel. 0-2638-5500 <input checked="" type="checkbox"/> Asia Plus Securities Company Limited Tel. 0-2680-1234 <input checked="" type="checkbox"/> Phillip Securities (Thailand) Public Company Limited Tel. 0-2635-1700 <input checked="" type="checkbox"/> Kiatnakin Phatra Securities Public Company Limited Tel. 0-2305-9449 <input checked="" type="checkbox"/> DBS Vickers Securities (Thailand) Company Limited Tel. 0-2657-7000 <input checked="" type="checkbox"/> Krungsri Securities Public Company Limited Tel. 0-2659-7000 <input checked="" type="checkbox"/> Finnomena Mutual Fund Brokerage Securities Company Limited Tel. 0-2026-5100 press 1 <input checked="" type="checkbox"/> SCB Securities Company Limited Tel. 0-2949-1999 <input checked="" type="checkbox"/> KGI Securities Public Company Limited Tel. 0-2658-8889 														
Inquiry/ Receiving Prospectus/ Launching Complaints	<p>BBL Asset Management Company Limited 175 Sathorn City Tower Flr. 7th, 21st and 26th South Sathorn Road, Thungmahamek, Sathorn, Bangkok 10120 Tel. 0-2674-6488</p> <p>Website: www.bblam.co.th Email: crm@bblam.co.th</p>														
Transactions that could lead to Conflict of Interest	<p>You can check the transactions that could lead to conflict of interest at www.bblam.co.th.</p>														

- Investing in Investment Units is not a money deposit, it is not under the protection of the Deposit Protection Agency and involves risk which investors may not receive the full initial investment amount.
- Approved for establishment and under the supervision of the Office of the SEC.
- The information in this Prospectus shall not be considered that the Office of the SEC certifies the accuracy of the information in the Prospectus or guarantees the price or the return on the Investment Units being offered. However, the Management Company has carefully reviewed the information in the Summary Prospectus as at 1 September 2020 as the responsible person for the management of the Fund and hereby certifies that such information is accurate, not false and not misleading.

More Explanation

Risk Factors

- **Market Risk** means the risk that the values of securities which the Fund has invested may increase or decrease due to outside factors such as economic/investment situations, political factors both internally and internationally which could be considered from the Standard Deviation (SD) of the Fund. If the Fund has a high SD, it is an indicator that the Fund has high a fluctuation from the changes in the prices of securities.
- **High Issuer Concentration Risk** means the risk determined by concentrated investment in instruments of any issuer, counterparty or other obligated person of such instrument or contract more than 10% of NAV. However, such concentrated investment does not include the case of investing in the following assets:
 1. Thai government fixed income instruments
 2. Foreign government instruments with investment grade credit rating.
 3. Deposits or equivalent instruments that person who accept deposits or the issuer with investment grade credit rating.
- **High Sector Concentration Risk** means the risk determined by concentrated investment in some specific sectors more than 20% of the NAV. In the events of unusual circumstance that affect the sector, the Fund may have higher volatility performance compare to Funds with more diversified sectors.

Portfolio Turnover Ratio (PTR) is calculated from the lower amount between sums of value of buying and selling assets of the Fund in a past accounting period divided by averaged net asset value in the same period. It is beneficial for the investors to acknowledge about trading values and the Fund's strategy. In example, the passive fund shall have low PTR, while the active fund shall have high PTR. Assets that are used in calculating PTR shall have liquidity for investment such as equity, bonds etc.