

## Summary Prospectus (Fact Sheet)



Bualuang Siriphol Corporate Governance RMF

(BSIRIRMF)

BBL Asset Management Co., Ltd. "BBLAM"

Anti-Corruption Progress indicator: Certified by CAC

Equity Fund

Retirement Mutual Fund

Not Exposed to Foreign Investment Risk



What are you about to invest in?



Who is suitable for this fund?



Special Risk Considerations



Portfolio of the Fund



Fees



Fund Performance



Other Information

Investment in Mutual Fund is not the same as bank deposits.



## What are you about to invest in?

- **Investment Policy :**

The Fund invests in securities with CG Scoring by focusing on securities with high market capitalization or consistent high liquidity or has a record of high and consistent dividends, averaged in an accounting year not less than 80% of the NAV.

For the remaining portion, the Fund shall invest in fixed income instruments, financial instruments, deposit as well as securities or other assets as determined or approved by the SEC.

Nevertheless, the Fund shall not invest in derivatives and structured note.

- **Fund Management Strategy :**

The Fund **expects returns higher than the Benchmark. (Active Management)**



## Who is suitable for this fund?

- The investors who can accept high price fluctuation of the securities that the Fund invests, which may increase or decrease until lower than the investment value and cause loss.
- The investors who expect investments with long-term obligation for retirement income with returns that the Fund will receive from dividends or gain from investments in securities. For the opportunity to receive averaged annual returns higher than fixed income investment, the investors shall aim for this Fund for long-term period. Moreover, since this is a retirement mutual fund, investors should invest continuously for no less than 5 years until they reach the age of 55 in order to receive the tax benefits.

## What kind of investor is this Fund **not suitable for?**

- The investors who have to use this investment money before the age of 55.
- The investors who aim to receive certain amount of return or protect full amount of principal.

## What you should do if you don't understand investment policy and risks of this Fund.

- Read the full Prospectus or inquire from the selling agents and the Management Company.
- **Do not invest without sufficient understanding on the characteristics and risks of this Fund.**



## Special Risk Considerations

### Important Warnings

- Investors may not sell, transfer, mortgage the RMF investment units or use the RMF investment units as collateral.
- Investors may not receive tax benefits if the terms and conditions are not met and may be required to return the tax benefits received within the required time period or a penalty may be imposed as per the Revenue Code.
- Investors should study and understand the terms and conditions of RMF Investment Units including making additional inquiries and request for an investment handbook from the Management Company or the Selling Agents.
- In the event of unusual circumstances, investors may not be able to redeem the Investment Units or receive the redemption proceeds within the period of time specified in this Prospectus.
- The Fund's performance does not relate to the financial status or performance of the Management Company or the Selling Agents.
- In the event that there is any redemption of Investment Units more than two-third of the total investment units sold, the Management Company shall use its discretion to dissolve the Fund and stop accepting subscription/ redemption order.
- Any person or the same group of persons may/will hold investment units of the Fund more than one-third of the total investment units. Thus, if they redeem the investment units, the Fund may have a risk resulting to dissolve the Fund. Investors can review such information at [www.bblam.co.th](http://www.bblam.co.th).
- In the event that the Management Company has entered into an obligation or agreement with a foreign state and/or the government of a foreign state or if it is required to comply with a law or a regulation of a foreign state regardless of the effective date of such obligation (e.g. the United States Foreign Account Tax Compliance Act (FATCA)), the Unitholder(s) acknowledge and agree that the Management Company may act or perform its obligation according to the relevant law and/or regulation to which the Management Company is subject, including but not limited to disclosing information of the Unitholder(s) or withholding and withholdable payment payable to the Unitholder(s), and may act or perform any other action necessary for complying with such relevant law and/or regulation to which the Management Company is subject.

## Risk Level of the Mutual Funds



Note The Fund has a net exposure in equities, averaged in an accounting year not less than 80% of the NAV.

## Major Risk Factors

### Market Risk

	Low					High
Standard Deviation (SD)	≤5%	5-10%	10-15%	15-25%	>25%	
	Low					High
Stock Focus Group	General	Large Cap	Mid/ Small	Sector		

### High Concentration Risk

	Low					High
Total Issuer Concentration	≤10%	10-20%	20-50%	50-80%	>80%	
	Low					High
Total Sector Concentration	≤20%	20-50%	50-80%	>80%		

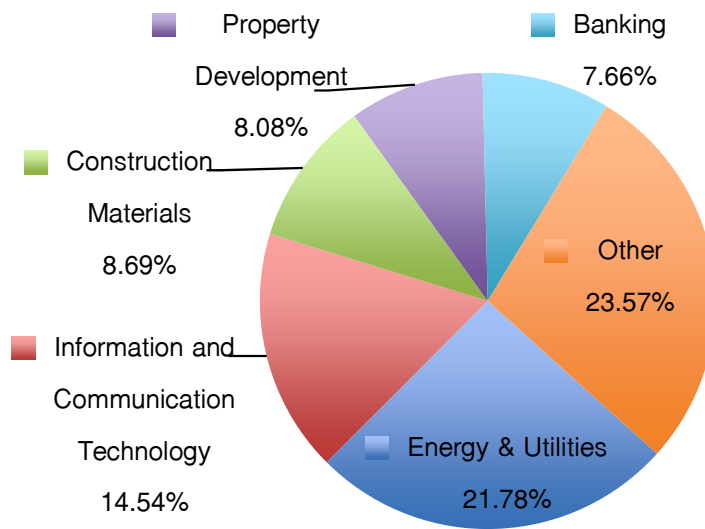
**Note:** The Fund has the investment concentration in energy & utilities sector.

Click to see Explanation on Risk Factors



# Portfolio of the Fund

% of NAV



## Top 5 Holding Assets

% of NAV

1. Common Shares: PTT	8.05
2. Common Shares: SCC	6.68
3. Common Shares: INTUCH	6.35
4. Bond: BOT	6.07
5. Common Shares: ADVANC	5.93

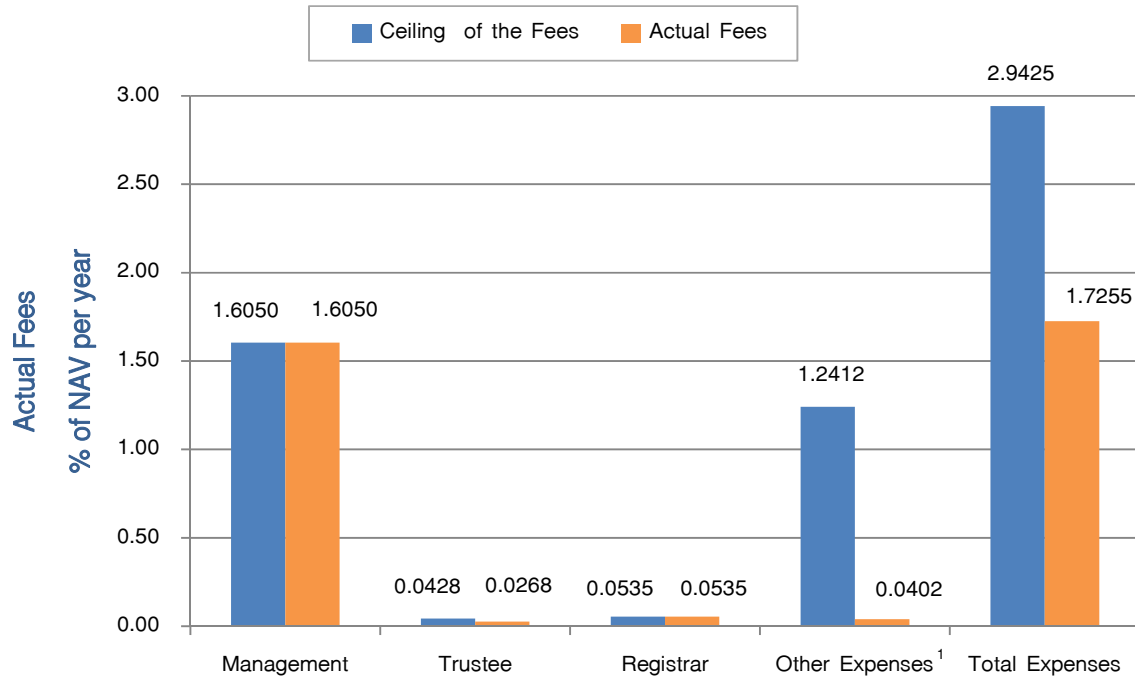
Note Data as of 30 June 2020. Investors can view the latest data at [www.bblam.co.th](http://www.bblam.co.th).



## Fees

\* Fees affect the returns to the investors,  
thus, investors should consider such fees before investing. \*

### Fees Charged to the Fund (% of NAV per year)



<sup>1</sup> Other expenses include advertising expenses incurred from 1 January - 30 June 2020.

### Fees Charged to the Unitholders (% of unit value)

Item	Not more than	Actual
Front-end Fee <sup>1</sup>	1.00	Exempted
Back-end Fee		
- For holding period of 1 year or less	1.00 (minimum 50 Baht)	Not more than 1.00 (minimum 50 Baht)
- For holding period over 1 year	50 Baht per transaction	50 Baht per transaction
Switching Fee		
- RMF under BBLAM	Exempted	Exempted
- RMF under other Management Company		
• Switching out	200 Baht per transaction	Not more than 200 Baht per transaction
• Switching in	Equal to the front-end fee	Exempted

<sup>1</sup> The Management Company reserves the right to charge the fee not more than 1.00% and will inform the investors in advance.

In case of switching out from the Initial Fund, the Unitholders who redeem the investment units of the Destination Fund will pay back-end fee according to the duration of holding the investment units of the Destination Fund.

**Note** - Such Fees include VAT, special business tax or other taxes. Currently, VAT is 7%. If it is changed, the Management Company will reserve the right to update the above fees in accordance with such change which is considered to have received the resolution from the Unitholders.

- Investors can view information for the past 3-year fee in the full prospectus that is available at [www.bblam.co.th](http://www.bblam.co.th).

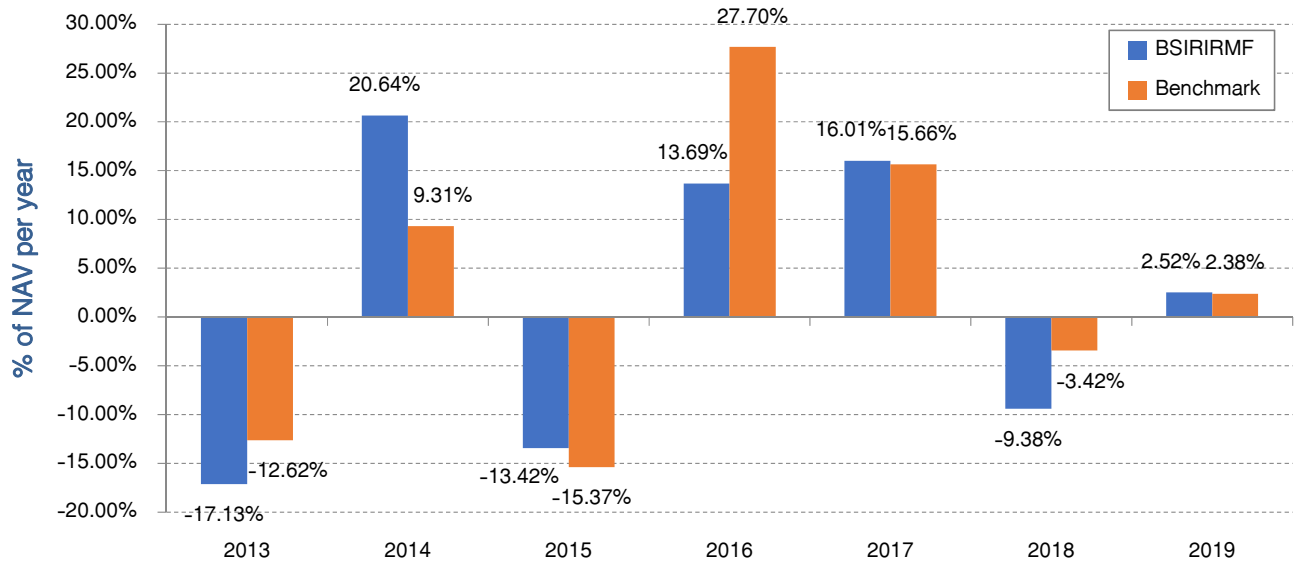


# Fund Performance

\* Past performance is not guarantee future results. \*

1. Benchmark: SET High Dividend 30 (SETHD TRI).

## 2. Annual Performance



3. Maximum drawdown: -35.56%

4. Standard deviation of the fund performance: 12.74% per year

5. AIMC Category for Peer Group Fund Performance: Equity General

## 6. Cumulative Performance

- Past Performance as of 30 June 2020

Fund	Year to Date	3 M	Percentile	6 M	Percentile	1 Y <sup>1</sup>	Percentile	3 Y <sup>1</sup>	Percentile	5 Y <sup>1</sup>	Percentile	Since <sup>1</sup> Inception
BSIRIRMF	-12.88%	11.65%	100.00	-12.88%	50.00	-19.66%	75.00	-4.80%	75.00	-1.72%	95.00	-1.10%
Benchmark	-18.53%	20.21%	25.00	-18.53%	95.00	-24.06%	95.00	-4.86%	75.00	-0.84%	75.00	-0.55%
SD of Performance	29.40%	17.79%	5.00	29.40%	25.00	21.43%	25.00	13.96%	25.00	12.74%	25.00	12.81%
SD of Benchmark	45.03%	30.70%	100.00	45.03%	100.00	32.99%	100.00	21.20%	95.00	19.68%	100.00	19.09%

Note Inception date is 17 May 2013.

<sup>1</sup> % per year.

- Peer Group Fund Performance of Equity General as of 30 June 2020

Peer Percentile	Return (%)						Standard Deviation (%)					
	3M	6M	1Y	3Y	5Y	10Y	3M	6M	1Y	3Y	5Y	10Y
5th Percentile	28.00	-7.05	-13.22	-0.23	2.38	9.66	18.84	28.46	20.94	13.10	11.92	12.04
25th Percentile	20.06	-11.47	-17.72	-2.34	0.70	8.43	22.08	33.32	24.47	16.31	13.76	15.54
50th Percentile	17.73	-14.00	-19.52	-3.58	-0.18	7.39	24.48	35.33	25.98	17.44	14.86	16.13
75th Percentile	15.35	-15.67	-22.15	-5.48	-1.71	5.55	25.92	37.36	27.36	18.84	16.00	16.58
95th Percentile	11.87	-19.15	-27.64	-9.04	-4.64	3.68	29.48	42.47	29.83	21.63	18.23	18.09

Investors can view the latest data at [www.bblam.co.th](http://www.bblam.co.th).



## Other information

Dividend Payment Policy	No dividend
Trustee	KASIKORNBANK Public Company Limited
Registration Date	17 May 2013
Fund Maturity	Indefinite
Fund Size	10,000 Million Baht
Subscription and Redemption of Investment Units	<p><b>Subscription</b> : Every business day</p> <ul style="list-style-type: none"><li>BBLAM/ Selling Agents/ Dollar Cost Averaging* : 8.30 - 15.30 hrs.</li><li>Bualuang iBanking / Bualuang mBanking : Every day, 24 hrs. a day</li></ul> <p>Minimum initial purchase : 500 Baht</p> <p>Minimum subsequent purchases : 500 Baht</p> <p>* Transaction via BBL branches and BLA.</p> <p><b>Redemption</b> : Every business day</p> <ul style="list-style-type: none"><li>BBLAM/ Selling Agents : 8.30 - 15.30 hrs.</li><li>Bualuang iBanking / Bualuang mBanking : Every day, 24 hrs. a day</li></ul> <p>Minimum redemption amount : None</p> <p>Minimum outstanding amount : None</p> <p>Receipt of redemption money : Within 5 business days from the date following the date of redemption</p> <p>Date of calculation of NAV : T (T=Trading Day)</p> <p>Investors can check the NAV at</p> <ul style="list-style-type: none"><li><input checked="" type="checkbox"/> Announcements at BBLAM's office or the offices of the Selling Agents</li><li><input checked="" type="checkbox"/> Krungthep Thurakit Newspaper and Manager Newspaper</li><li><input checked="" type="checkbox"/> Bualuang Phone Tel. 1333</li><li><input checked="" type="checkbox"/> BBLAM Tel. 0-2674-6488 press 8 or www.bblam.co.th</li><li><input checked="" type="checkbox"/> NAV Center at www.thaimutualfund.com</li></ul>



<b>Fund Manager</b>	<table border="1"> <thead> <tr> <th>Fund Manager</th> <th>Starting Date of Fund Management</th> </tr> </thead> <tbody> <tr> <td>Mr. Peerapong Jirasevijinda</td> <td>17 May 2013</td> </tr> <tr> <td>Miss Sudarat Tippayatordtana</td> <td>17 May 2013</td> </tr> <tr> <td>Miss Rungnapa Satiannukul</td> <td>16 June 2015</td> </tr> <tr> <td>Mr. Jeff Suteesopon</td> <td>17 May 2013</td> </tr> <tr> <td>Miss Wanalee Treesamphan</td> <td>1 April 2016</td> </tr> <tr> <td>Mr. Chatchawan Simathamnan</td> <td>2 January 2020</td> </tr> </tbody> </table>	Fund Manager	Starting Date of Fund Management	Mr. Peerapong Jirasevijinda	17 May 2013	Miss Sudarat Tippayatordtana	17 May 2013	Miss Rungnapa Satiannukul	16 June 2015	Mr. Jeff Suteesopon	17 May 2013	Miss Wanalee Treesamphan	1 April 2016	Mr. Chatchawan Simathamnan	2 January 2020
Fund Manager	Starting Date of Fund Management														
Mr. Peerapong Jirasevijinda	17 May 2013														
Miss Sudarat Tippayatordtana	17 May 2013														
Miss Rungnapa Satiannukul	16 June 2015														
Mr. Jeff Suteesopon	17 May 2013														
Miss Wanalee Treesamphan	1 April 2016														
Mr. Chatchawan Simathamnan	2 January 2020														
<b>Portfolio Turnover Ratio (PTR)</b>	0.14 <a href="#">Click to see PTR Explanation</a>														
<b>Selling Agents</b>	<ul style="list-style-type: none"> <li><input checked="" type="checkbox"/> Bangkok Bank Public Company Limited Tel.1333</li> <li><input checked="" type="checkbox"/> Bualuang Securities Public Company Limited Tel. 0-2231-3777 or 0-2618-1000</li> <li><input checked="" type="checkbox"/> Bangkok Life Assurance Public Company Limited Tel. 0-2777-8999</li> <li><input checked="" type="checkbox"/> Capital Nomura Securities Public Company Limited Tel. 0-2638-5500</li> <li><input checked="" type="checkbox"/> Asia Plus Securities Company Limited Tel. 0-2680-1234</li> <li><input checked="" type="checkbox"/> Phillip Securities (Thailand) Public Company Limited Tel. 0-2635-1700</li> <li><input checked="" type="checkbox"/> Kiatnakin Phatra Securities Public Company Limited Tel. 0-2305-9449</li> <li><input checked="" type="checkbox"/> DBS Vickers Securities (Thailand) Company Limited Tel. 0-2657-7000</li> <li><input checked="" type="checkbox"/> Krungsri Securities Public Company Limited Tel. 0-2659-7000</li> <li><input checked="" type="checkbox"/> Finnomena Mutual Fund Brokerage Securities Company Limited Tel. 0-2026-5100 Ext. 1</li> <li><input checked="" type="checkbox"/> SCB Securities Company Limited Tel. 0-2949-1999</li> <li><input checked="" type="checkbox"/> KGI Securities (Thailand) Public Company Limited Tel. 0-2658-8889</li> </ul>														
<b>Inquiry/ Receiving Prospectus/ Launching Complaints</b>	<p>BBL Asset Management Co., Ltd. 175 Sathorn City Tower, 7<sup>th</sup>, 21<sup>st</sup> and 26<sup>th</sup> Flr., South Sathorn Road, Thungmahamek, Sathorn, Bangkok 10120 Tel. 0-2674-6488 Website: <a href="http://www.bblam.co.th">www.bblam.co.th</a> Email: <a href="mailto:crm@bblam.co.th">crm@bblam.co.th</a></p>														
<b>Transactions that could lead to Conflict of Interest</b>	You can check the transactions that could lead to conflict of interest at <a href="http://www.bblam.co.th">www.bblam.co.th</a>														

- Investing in Investment Units is not a money deposit, it is not under the protection of the Deposit Protection Agency and involves risk which investors may not receive the full initial investment amount.
- Approved for establishment and under the supervision of the Office of the SEC.
- The information in this Prospectus shall not be considered that the Office of the SEC certifies the accuracy of the information in the Prospectus or guarantees the price or the return on the Investment Units being offered. However, the Management Company has carefully reviewed the information in the Summary Prospectus as at 18 August 2020 as the responsible person for the management of the Fund and hereby certifies that such information is accurate, not false and not misleading.

## More Explanation

### Risk Factors

- **Market Risk** means the risk that the values of securities which the Fund has invested may increase or decrease due to outside factors such as economic or investment situations, political factors both internally and internationally which could be considered from the Standard Deviation (SD) of the Fund. If the Fund has a high SD, it is an indicator that the Fund has high a fluctuation from the changes in the prices of securities.

- **High Concentration Risk**

- **High Issuer Concentration Risk** is caused by the Fund investing in any issuer more than 10% of the total NAV. In the events of unusual circumstance that affect the operations, financial status or the stability of such issuer, the Fund may have higher volatility performance compare to the Funds with more diversified issuers.

However, such concentrated investment does not include the case of investing in the following assets:

1. Thai government fixed income instruments
  2. Foreign government instruments with investment grade credit rating.
  3. Deposits or equivalent instruments that person who accept deposits or the issuer with investment grade credit rating.
- **High Sector Concentration Risk** is caused by the Fund investing in some specific sectors more than 20% of the NAV. In the events of unusual circumstance that affect the sector, the Fund may have higher volatility performance compare to the Funds with more diversified sectors.

## More Explanation (Cont.)

**Portfolio Turnover Ratio (PTR)** is calculated from the lower amount between sums of value of buying and selling assets of the Fund in a past accounting period divided by averaged net asset value in the same period. It is beneficial for the investors to acknowledge amount of trading assets and the Fund's strategy. In example, the passive fund shall have low PTR, while the active fund shall have high PTR. Assets that are used in calculating PTR shall have liquidity for investment such as equity, bonds etc.