

World Key Economic and Financial Indicators

21-Nov-24

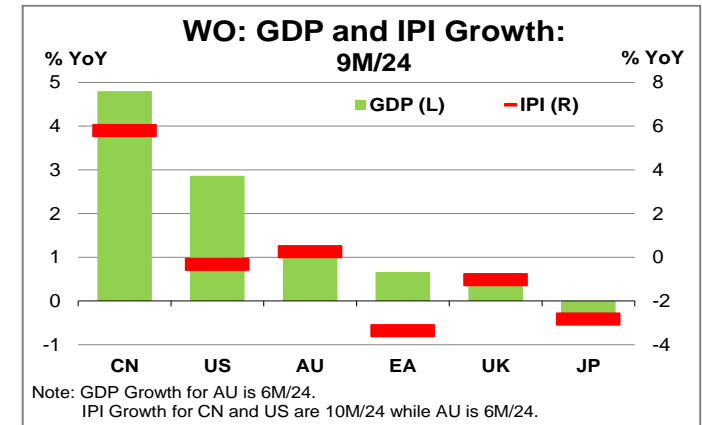
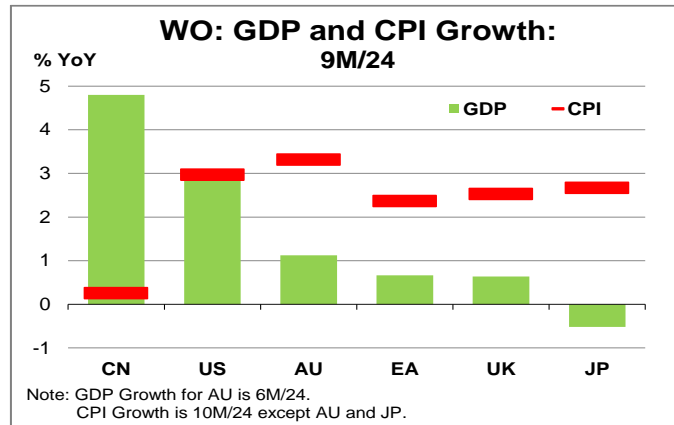
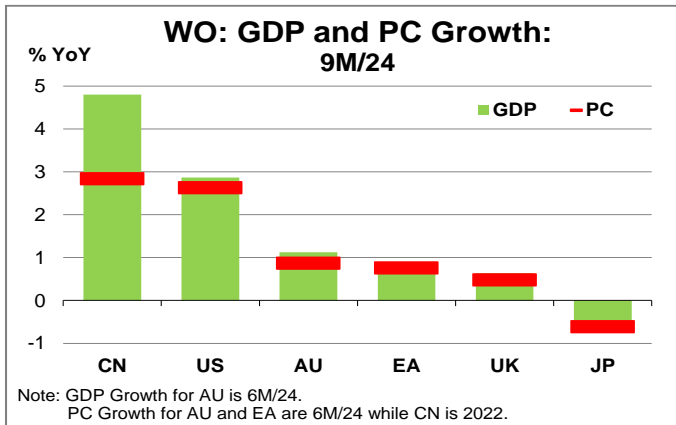
	Quarterly GDP		Quarterly PC	Yearly GDP per Capita	Quarter-End Government Debt		Month-End IR	Quarterly BoP	Quarterly CA	Monthly (USD)			Monthly Unemployment	Monthly IPI	Monthly PPI	Monthly CPI	Interest Rates		Monthly FX
	YoY	2024f	YoY	USD	USD	% of	USD	USD	USD	YoY	YoY	USD	Rate	YoY	YoY	YoY	Policy	10Y GB*	Per
	%	%	%	Th	Bn	GDP	Bn	Bn	Bn	%	%	Bn	%	%	%	%	Rate %	Yield %	USD
Australia (AU)	1.0 ^{Q224}	1.2	0.5 ^{Q224}	65.0 ²⁰²⁴	-	-	65.0 ¹⁰²⁴	1.1 ^{Q224}	-4.1 ^{Q224}	-3.8	-0.7	2.9 ⁰⁹²⁴	4.1 ¹⁰²⁴	-0.1 ^{Q224}	3.9 ^{Q324}	2.1 ⁰⁹²⁴	4.35	4.66	1.52 ¹⁰²⁴
China (CN)	4.6 ^{Q324}	4.8	2.8 ²⁰²²	12.6 ²⁰²³	1,574.2 ²⁰²³	8.8 ²⁰²³	3,261.1 ¹⁰²⁴	-27.4 ^{Q324}	146.9 ^{Q324}	12.5	-2.3	95.7 ¹⁰²⁴	5.0 ¹⁰²⁴	5.3 ¹⁰²⁴	-2.9 ¹⁰²⁴	0.3 ¹⁰²⁴	3.10	2.13	7.13 ¹⁰²⁴
Euro Area (EA)	0.9 ^{Q324}	0.8	0.6 ^{Q224}	45.0 ²⁰²³	14,018.9 ^{Q224}	88.1 ^{Q224}	1,511.0 ¹⁰²⁴	156.5 ^{Q324}	153.5 ^{Q324}	6.3	5.1	14.0 ⁰⁹²⁴	6.3 ⁰⁹²⁴	-2.4 ⁰⁹²⁴	-3.4 ⁰⁹²⁴	2.0 ¹⁰²⁴	3.40	2.43	0.92 ¹⁰²⁴
Japan (JP)	0.3 ^{Q324}	0.3	0.7 ^{Q324}	34.0 ²⁰²³	9,166.9 ⁰⁹²⁴	228.4 ^{Q324}	1,239.0 ¹⁰²⁴	21.8 ^{Q324}	60.0 ^{Q324}	2.9	0.2	-3.1 ¹⁰²⁴	2.4 ⁰⁹²⁴	-2.6 ⁰⁹²⁴	3.4 ¹⁰²⁴	2.5 ⁰⁹²⁴	0.25	1.08	152.25 ¹⁰²⁴
United Kingdom (UK)	1.0 ^{Q324}	1.1	1.1 ^{Q324}	49.5 ²⁰²³	3,538.8 ^{Q224}	101.2 ^{Q224}	189.2 ¹⁰²⁴	-2.5 ^{Q224}	-42.3 ^{Q224}	5.3	10.6	-4.6 ⁰⁹²⁴	4.3 ⁰⁸²⁴	-1.1 ⁰⁹²⁴	-0.8 ¹⁰²⁴	2.3 ¹⁰²⁴	4.75	4.41	0.77 ¹⁰²⁴
United States (US)	2.7 ^{Q324}	2.8	3.0 ^{Q324}	82.7 ²⁰²³	35,951.6 ¹⁰²⁴	120.8 ^{Q324}	250.6 ⁰⁹²⁴	-608.7 ^{Q224}	-266.8 ^{Q224}	-0.3	9.4	-115.1 ⁰⁹²⁴	4.1 ¹⁰²⁴	-0.3 ¹⁰²⁴	-0.7 ¹⁰²⁴	2.6 ¹⁰²⁴	4.50-4.75	4.39	1.00 ¹⁰²⁴

Source: IMF, CEIC and Eurostat, compiled by the Research Department, Bangkok Bank

*Nov 19, 2024

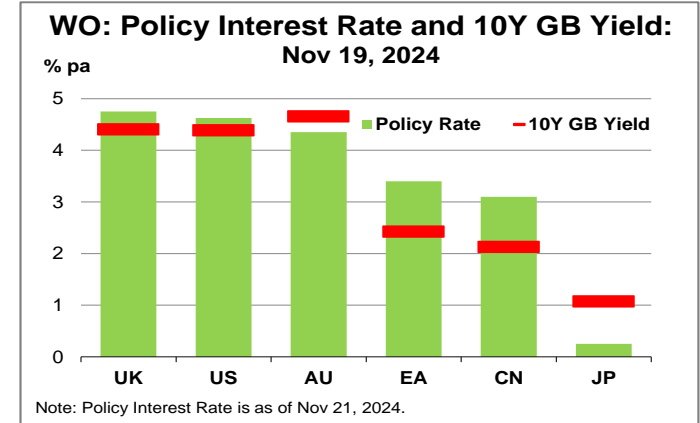
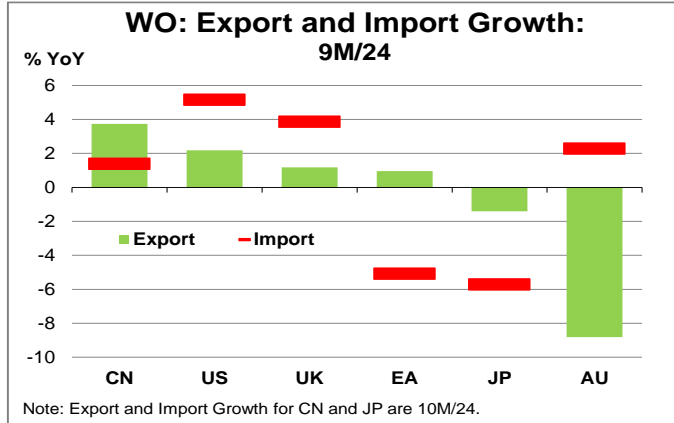
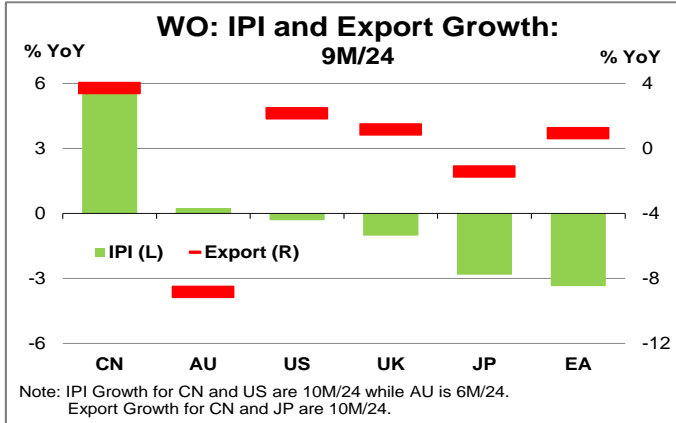
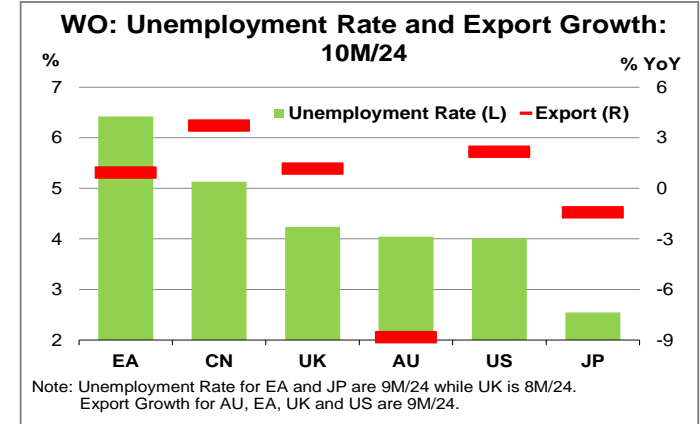
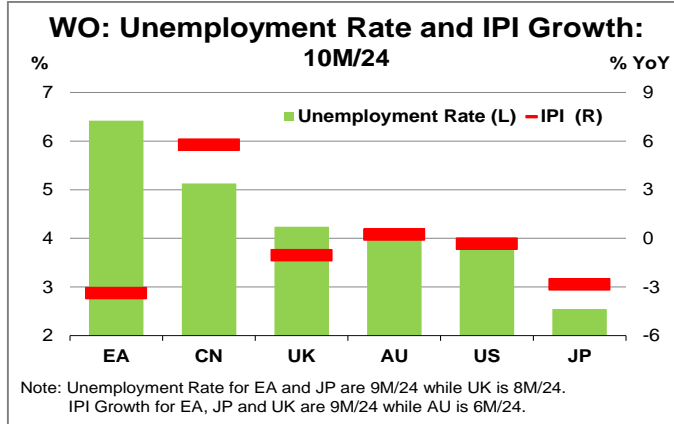
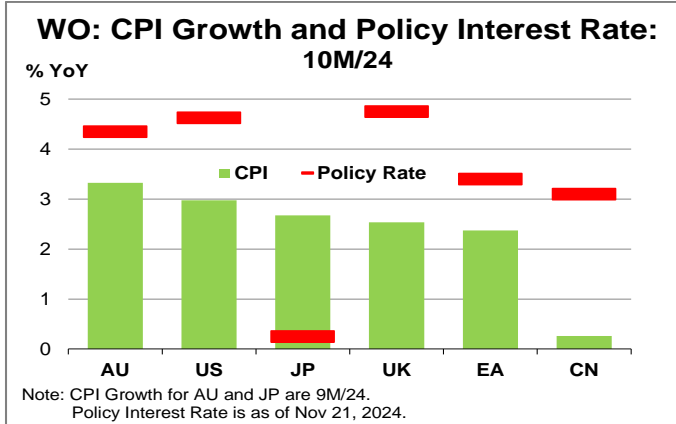
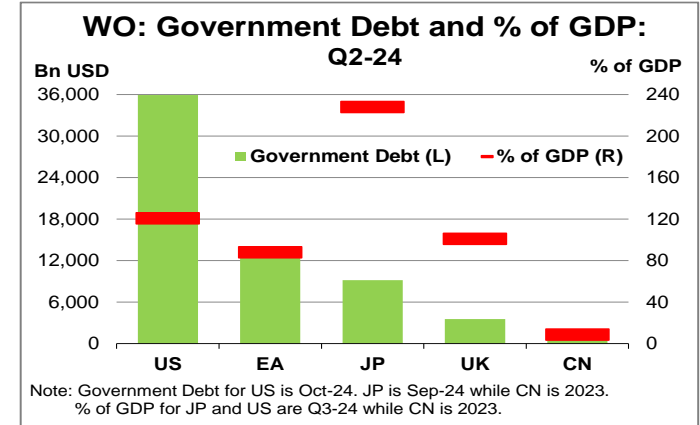
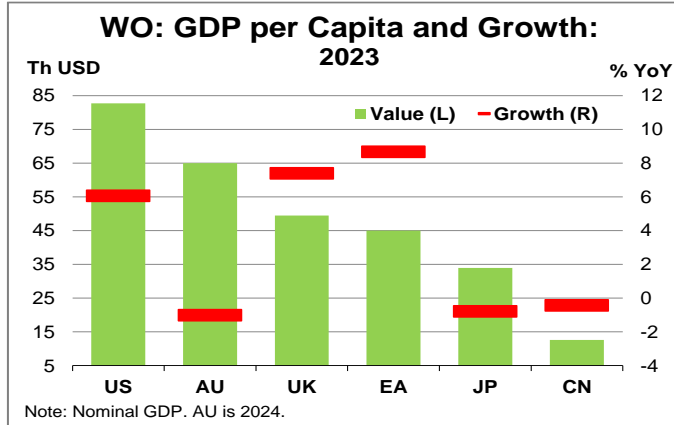
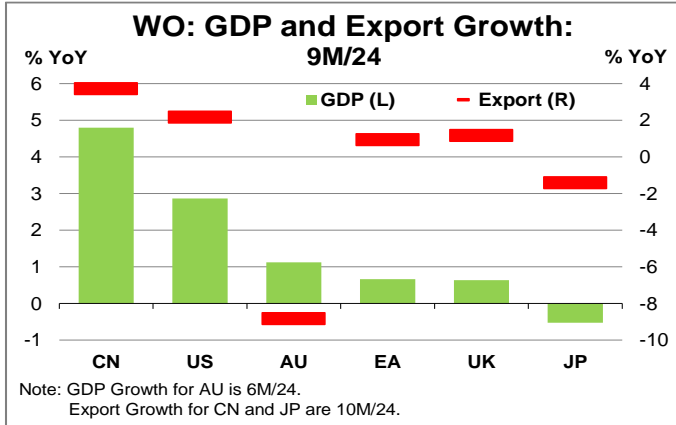
Note: GDP per Capita is calculated from Nominal GDP. PC is Private Consumption. IR is International Reserve. BoP is Balance of Payments. CA is Current Account. IPI is Industrial Production Index. PPI is Producer Price Index.

CPI is Consumer Price Index. 10Y GB is 10-Year Government Bond. FX is Foreign Exchange Rate. RRR is Required Reserve Ratio. OMO is Open Market Operation.



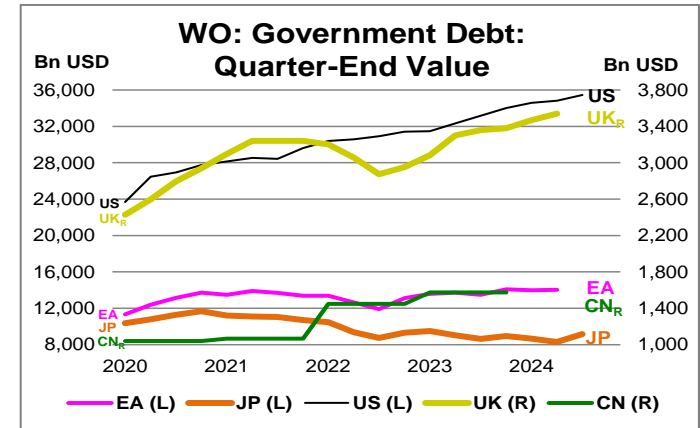
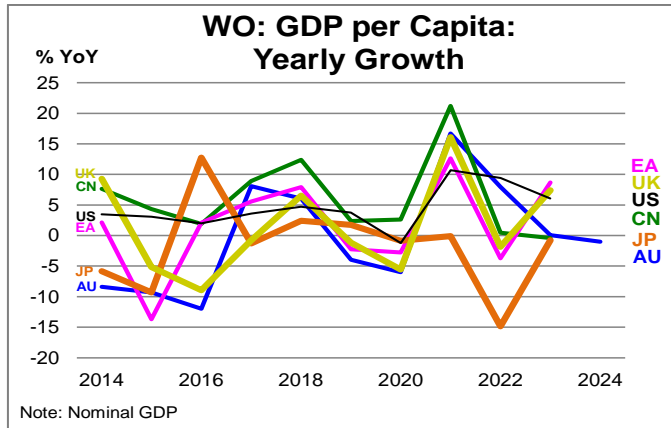
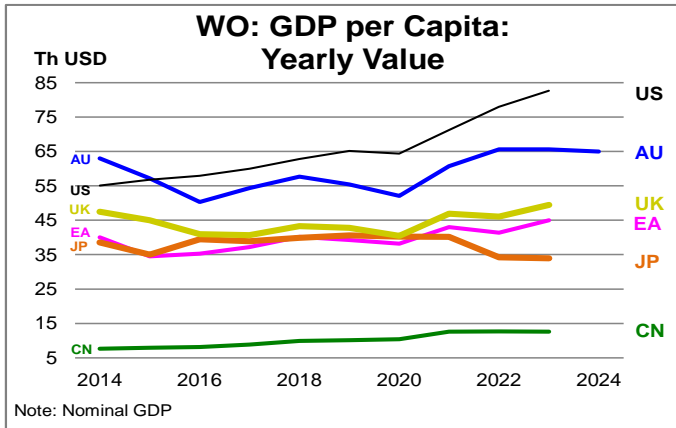
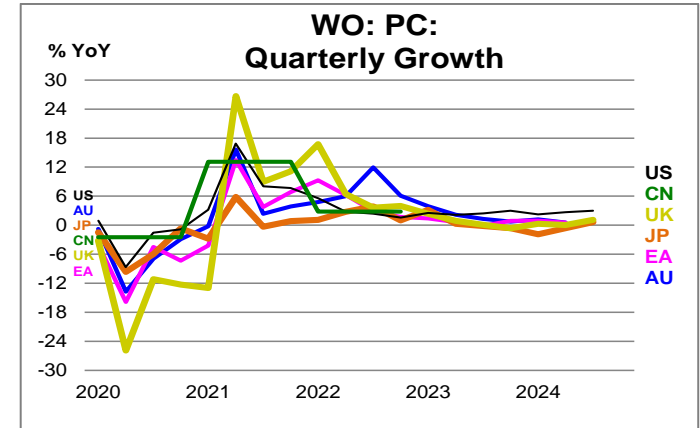
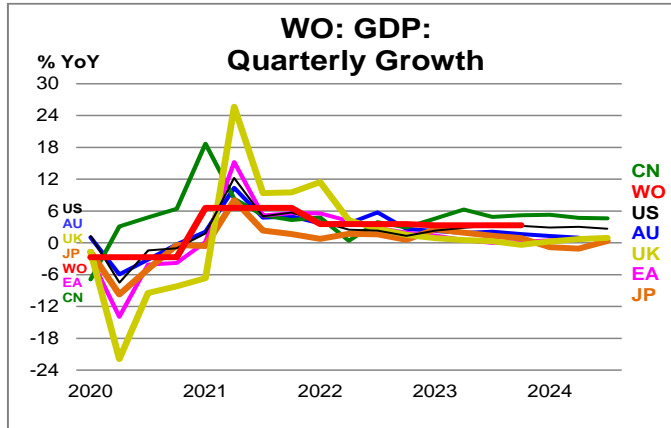
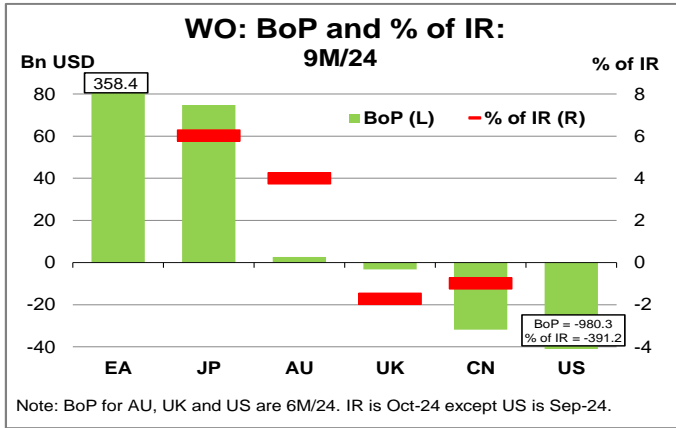
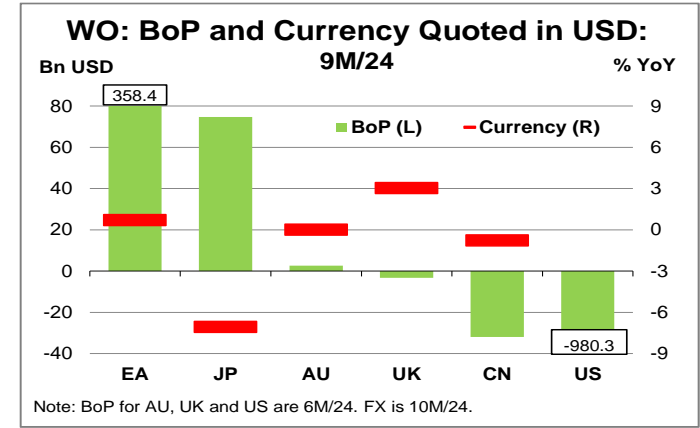
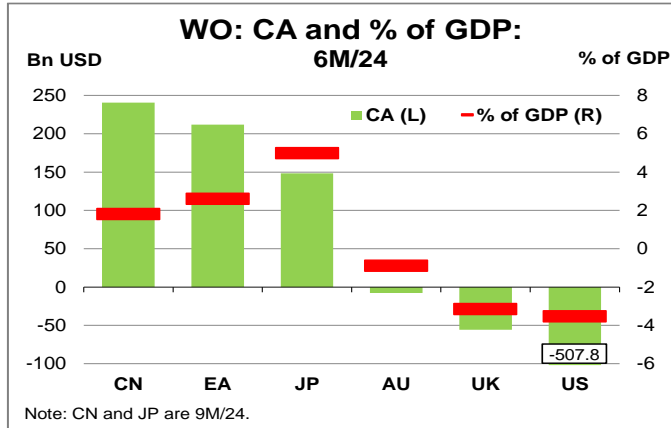
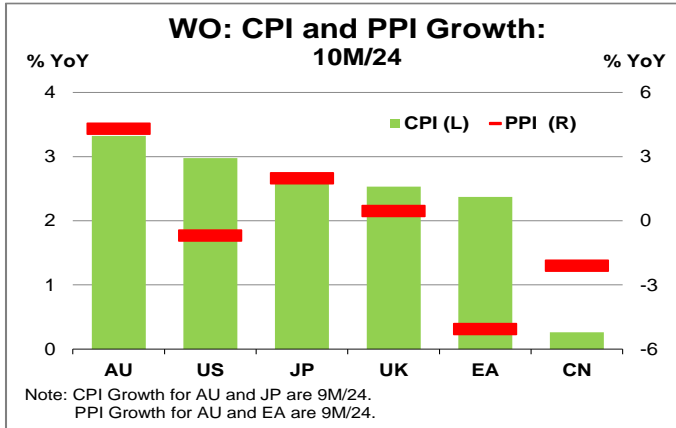
World Key Economic and Financial Indicators

21-Nov-24



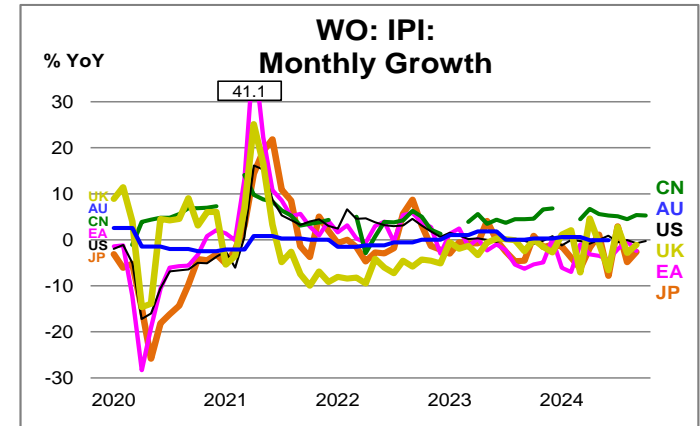
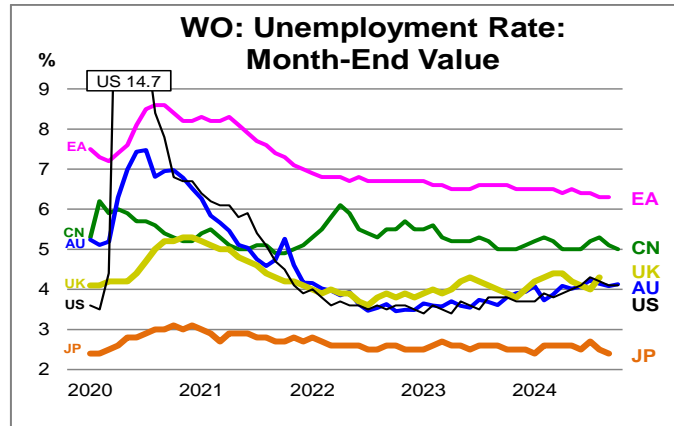
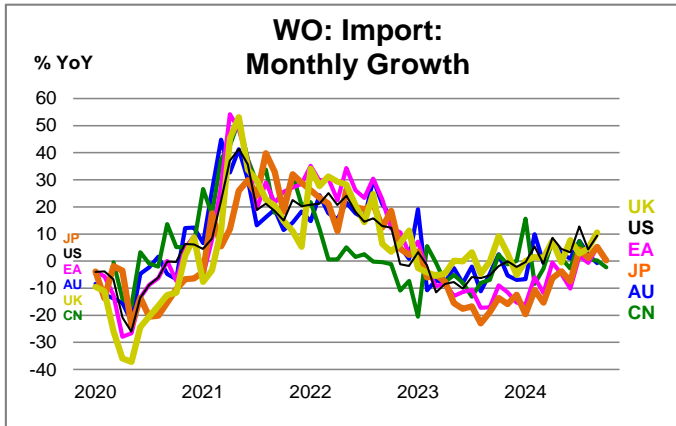
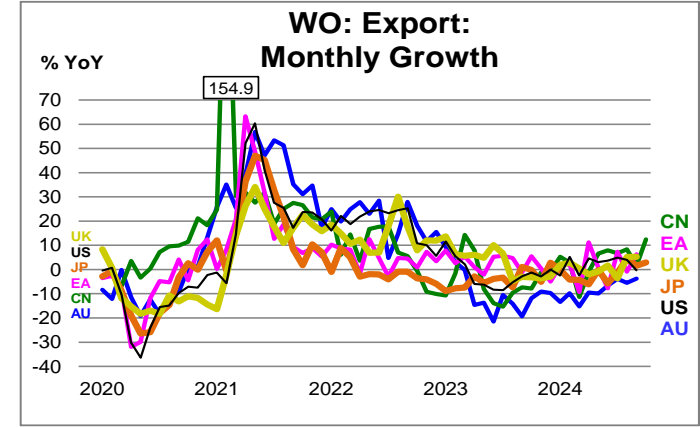
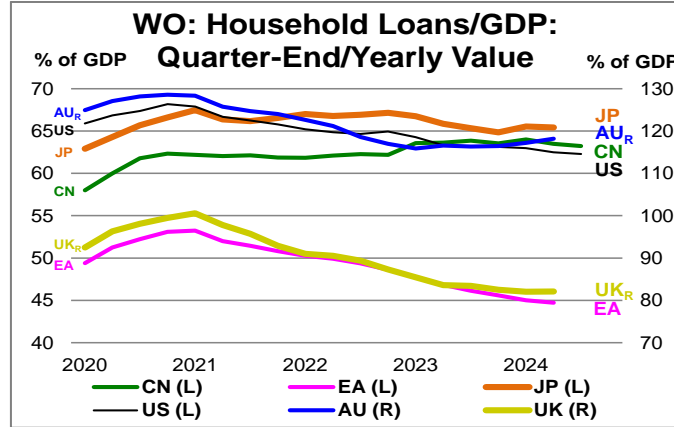
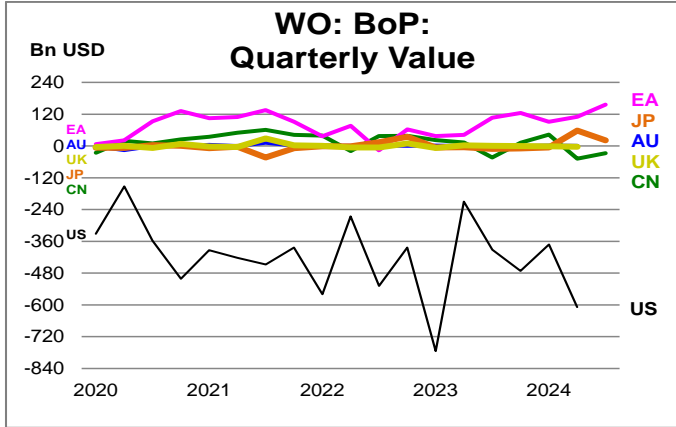
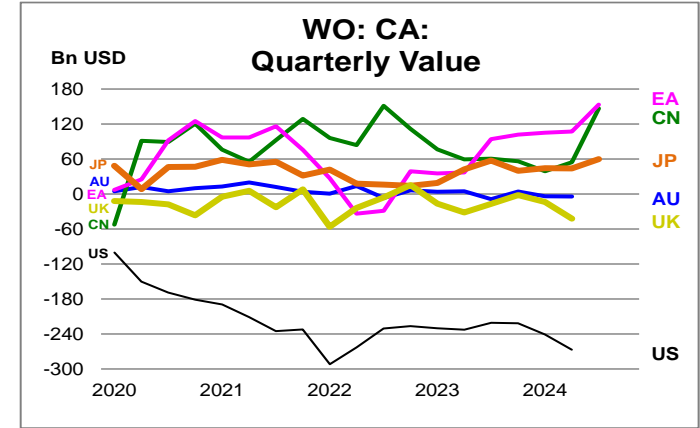
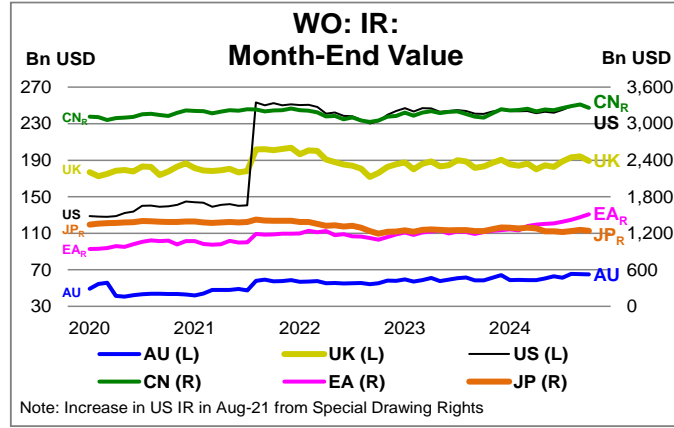
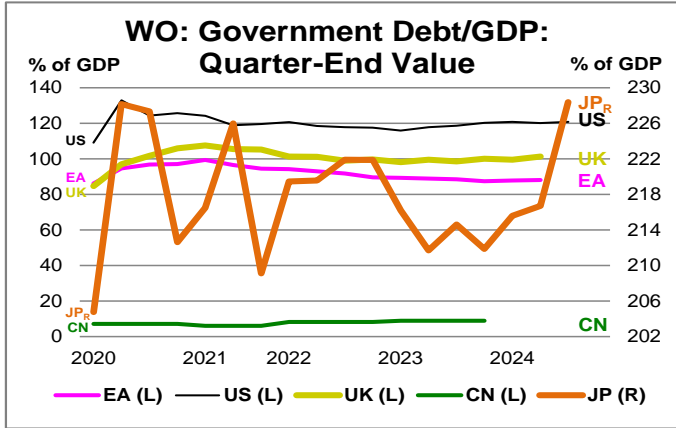
World Key Economic and Financial Indicators

21-Nov-24



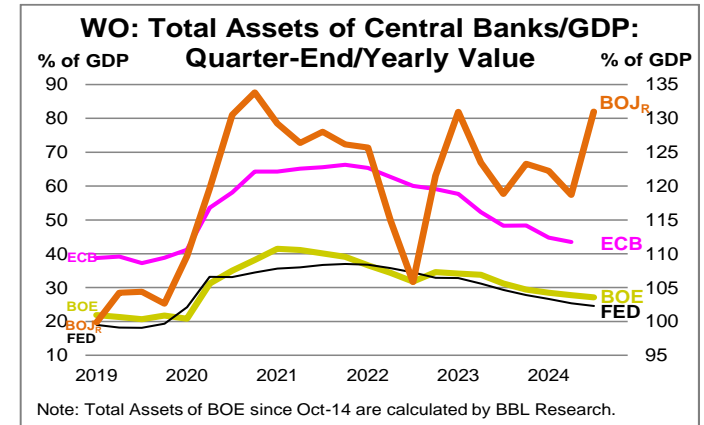
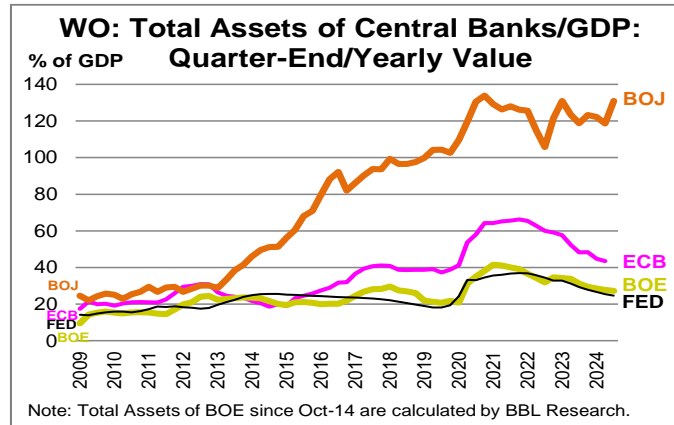
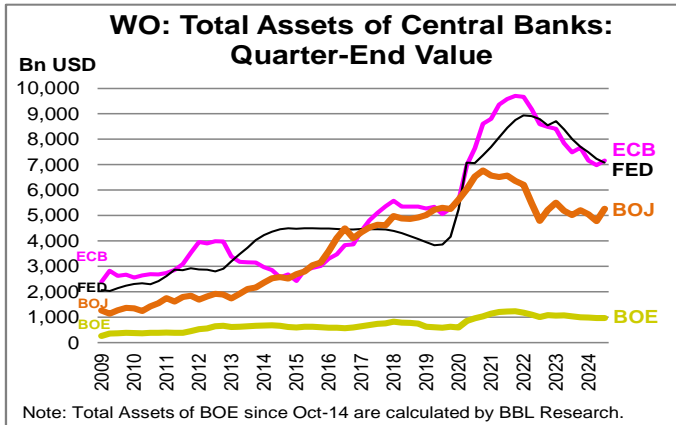
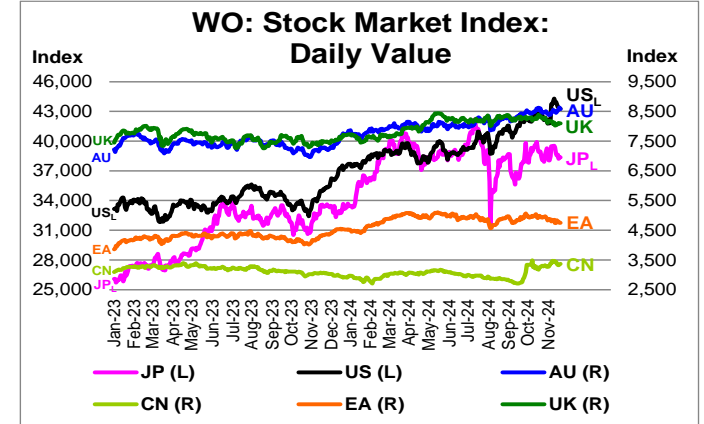
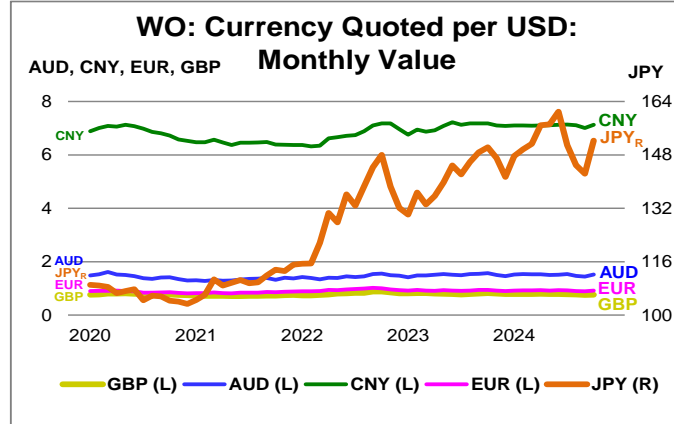
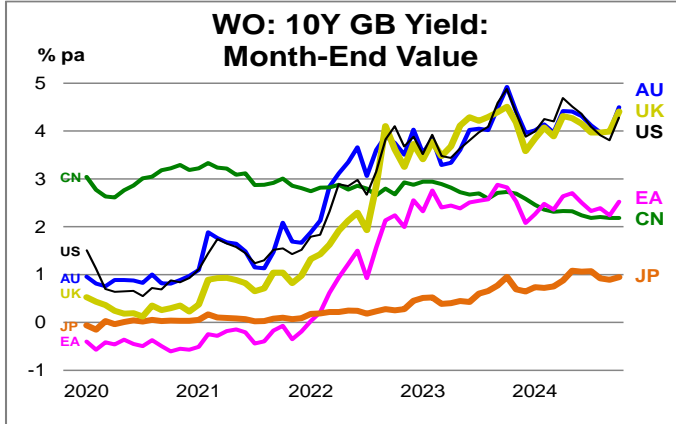
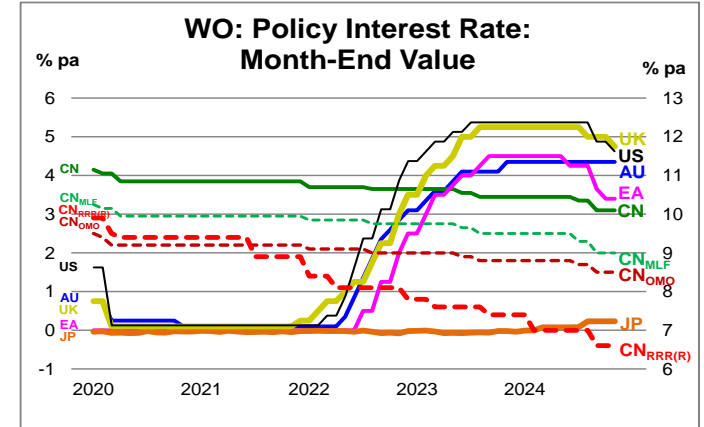
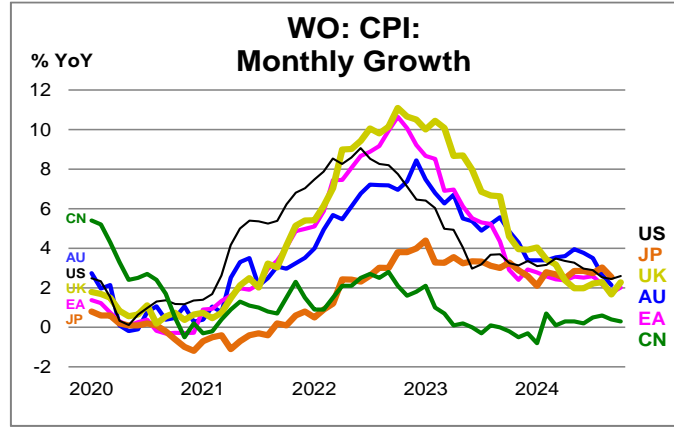
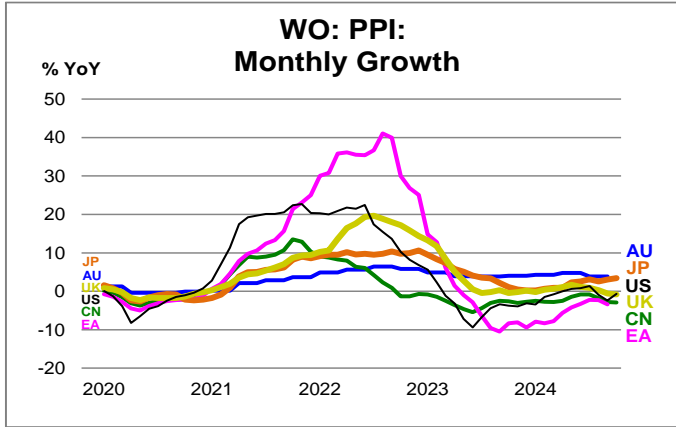
World Key Economic and Financial Indicators

21-Nov-24

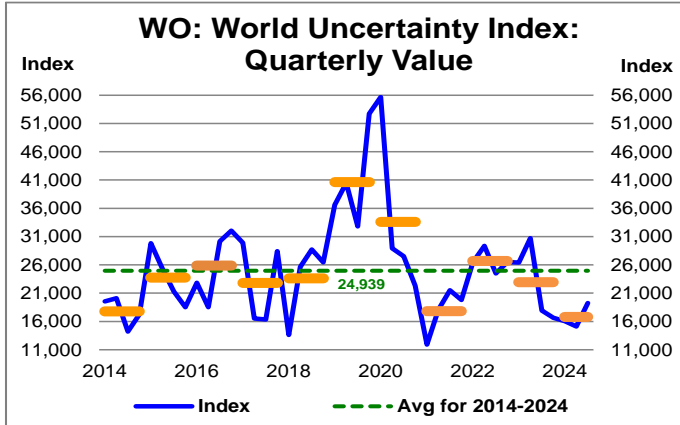


World Key Economic and Financial Indicators

21-Nov-24



World Key Economic and Financial Indicators



ZOOM

