



Capacity จำแนกตามทิศทางการเปลี่ยนแปลงในช่วงครึ่งปีของปี 2552-56

จำแนก Capacity ที่ประมาณจากการคำนวณ โดยแบ่งออกเป็น 7 กลุ่ม ซึ่งแสดงด้วยเลข/สี ดังนี้

- | | | |
|---------|-----------------------------|-----------------------------|
| กลุ่ม 1 | Capacity ลดลงต่อเนื่อง | แทนด้วยเลข 1 และสีแดง |
| กลุ่ม 2 | Capacity มีแนวโน้มลดลง | แทนด้วยเลข 2 และสีชมพู |
| กลุ่ม 3 | Capacity ทรงตัว | แทนด้วยเลข 3 และสีส้มเข้ม |
| กลุ่ม 4 | Capacity คงที่ | แทนด้วยเลข 4 และสีส้มอ่อน |
| กลุ่ม 5 | Capacity มีแนวโน้มเพิ่มขึ้น | แทนด้วยเลข 5 และสีเขียวอ่อน |
| กลุ่ม 6 | Capacity เพิ่มขึ้นต่อเนื่อง | แทนด้วยเลข 6 และสีเขียวเข้ม |
| กลุ่ม 7 | Capacity ผันผวน | แทนด้วยเลข 7 และสีฟ้า |

Capacity จำแนกตามทิศทางการเปลี่ยนแปลง

	ลดลง ต่อเนื่อง	แนวลง	ทรง	คงที่	แนวขึ้น	เพิ่มขึ้น ต่อเนื่อง	ผันผวน
Food and Beverages					5		
Meat Products			3				
Frozen and Chilled Chicken			3				
Aquatic Animal Products					5		
Canned Seafood			3				
Seafood Products					5		
Canned Vegetables and Fruits		2					
Vegetable and Animal Oils					5		
Sugar		2					
Malt Liquors					5		
Beer					5		
Soft Drinks					5		
Soda and Drinking Water					5		
Tobacco Products				4			
Textiles		2					
Yarn Fibers and Woven Fabrics		2					
Yarn and Fibers							7
Woven Fabrics			3				
Apparel		2					
Leather, Bag and Shoes					5		
Luggage and Handbags					5		
Footwear			3				
Leather Shoes					5		
Sports-Shoes			3				
Wood Products except Furniture					5		
Paper Products			3				
Petroleum Products			3				
Chemical Products					5		
Plastic Polymers					5		
Medicinal and Pharmaceutical Products					5		
Cleaning Preparations and Cosmetic Products			3				
Cleaning Preparation			3				
Rubber and Plastic Products			3				
Rubber Tyres					5		
Other Rubber Products			3				
Rubber Gloves					5		
Rubber Sheets and Rubber Bars			3				
Plastic Products			3				

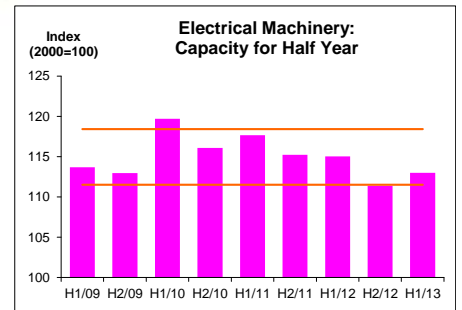
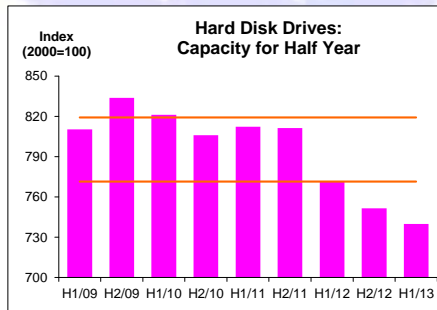
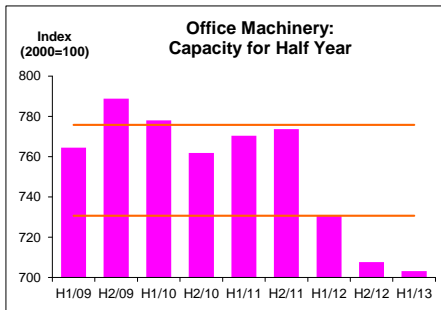
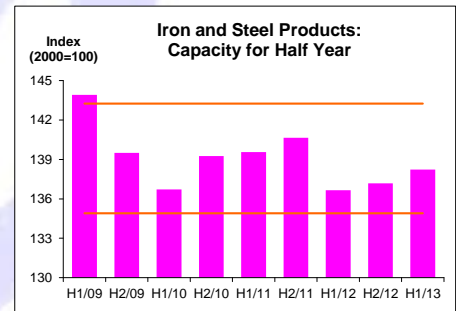
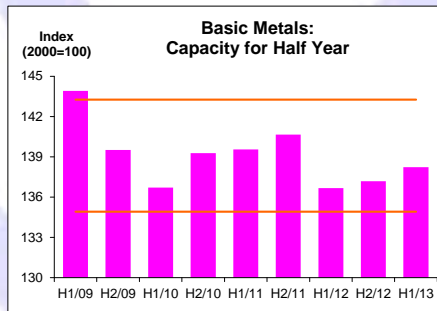
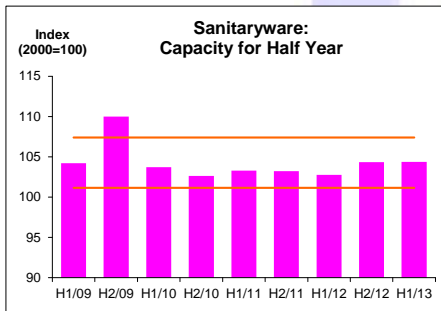
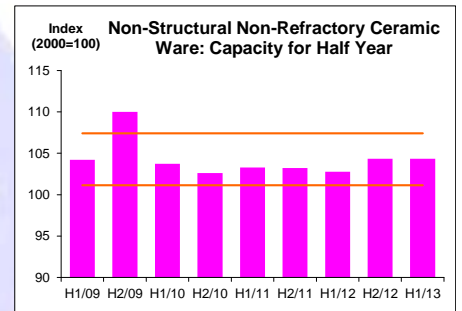
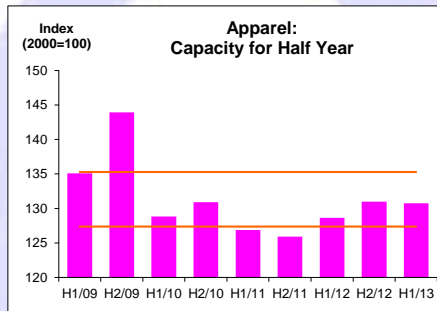
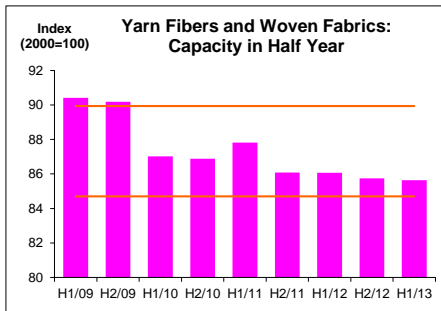
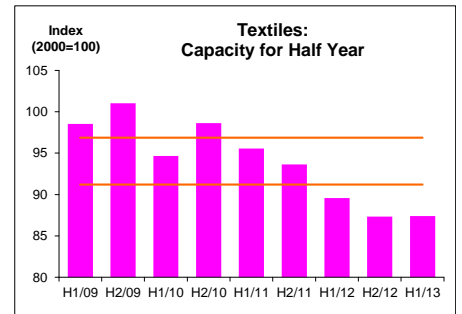
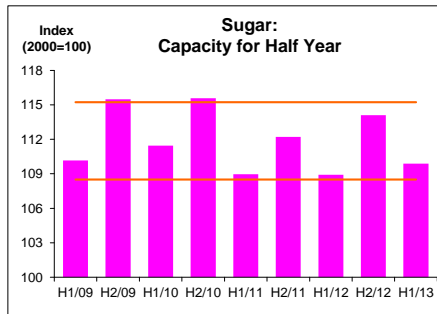
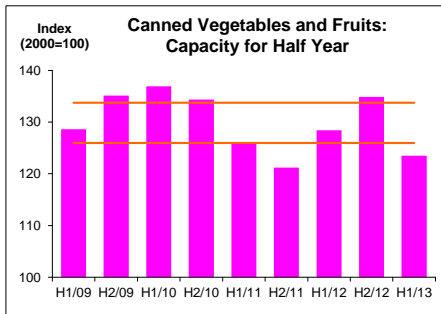
Capacity จำแนกตามทิศทางการเปลี่ยนแปลง (ต่อ)

Non-Metallic Mineral Products			3			
Glass Products					5	
Non-Structural Non-Refractory Ceramic Ware		2				
Sanitaryware		2				
Structural Non-Refractory Clay Products					5	
Floor and Wall Tiles					5	
Cement, Lime and Plaster			3			
Cement and Clinkers			3			
Basic Metals		2				
Iron and Steel Products		2				
Shape Metal			3			
Finished Metal			3			
Hot-rolled Sheets				4		
Cold-rolled Sheets			3			
Fabricated Metal Products except Machinery and Equipment			3			
Machinery			3			
Other General Purpose Machinery					5	
Air-Conditioners					5	
Household Electrical Appliances			3			
Refrigerators				4		
Office Machinery		2				
Office Machinery		2				
Hard Disk Drives		2				
Electrical Machinery		2				
Radio, TV and Communication Equipment		2				
Electronic Products					5	
Integrated Circuits					5	
TV		2				
Medical and Optical Instruments		2				
Vehicles					5	
Vehicles					5	
Passenger Cars					5	
Commercial Cars			3			
Motorcycles					5	
Furniture, Jewellery and Others						7
Furniture					5	
Wood Furniture			3			
Metal Furniture				4		
Jewellery		2				

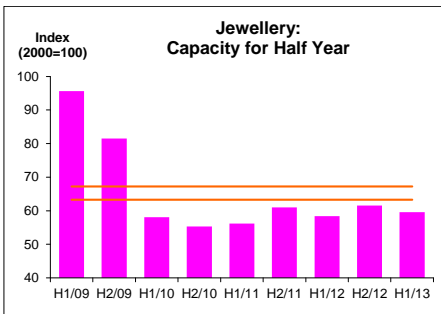
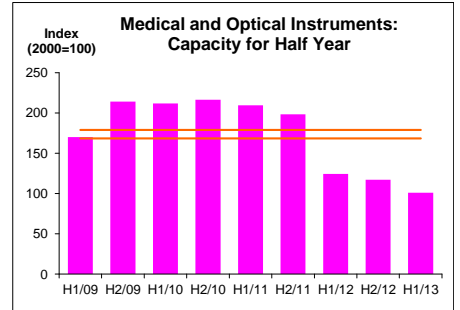
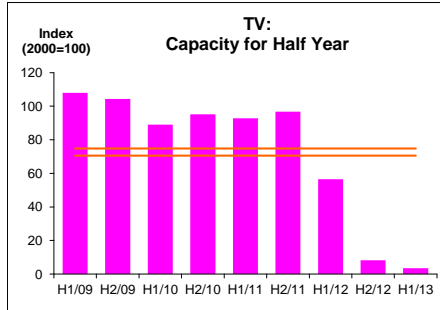
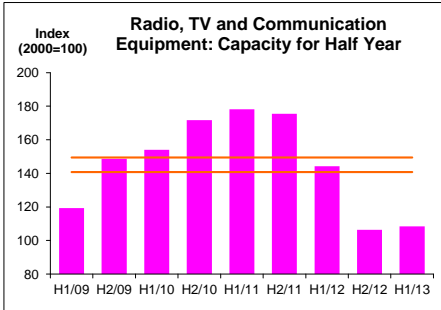
กลุ่ม 1 Capacity ลดลงต่อเนื่อง

-

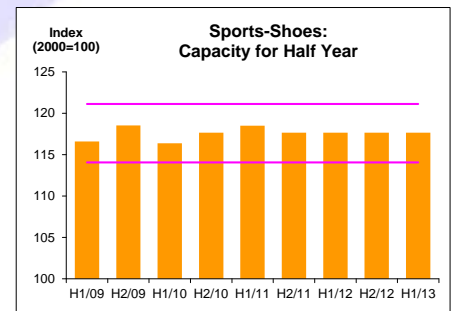
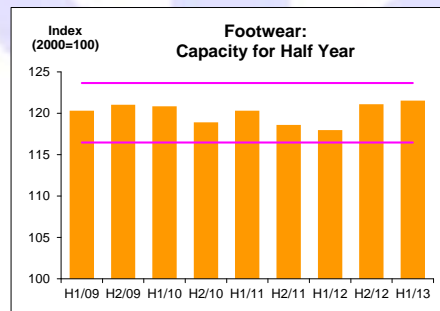
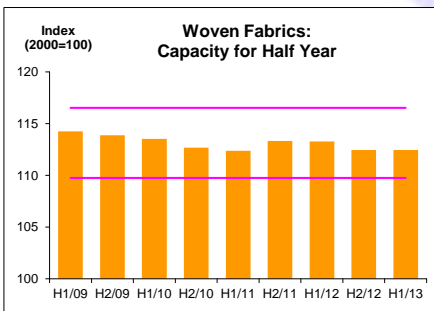
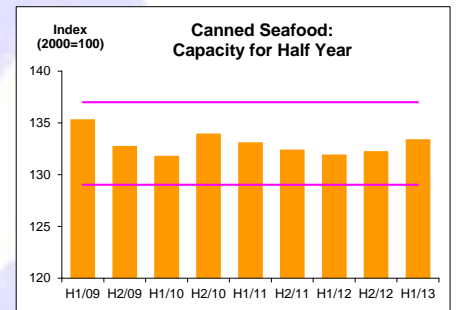
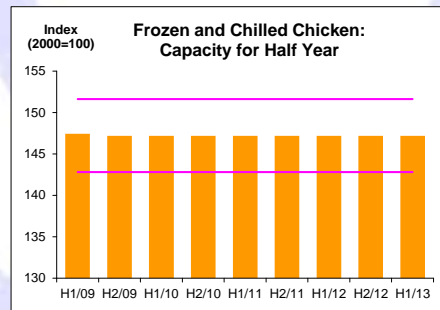
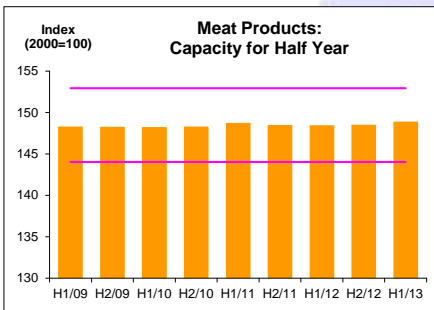
กลุ่ม 2 Capacity มีแนวโน้มลดลง



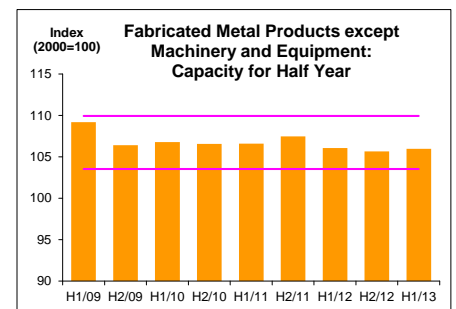
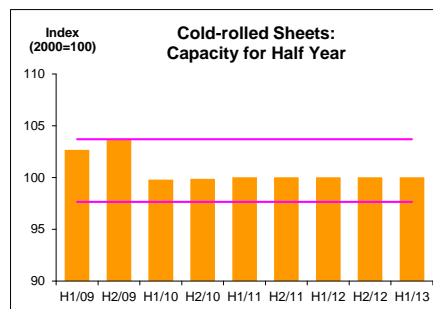
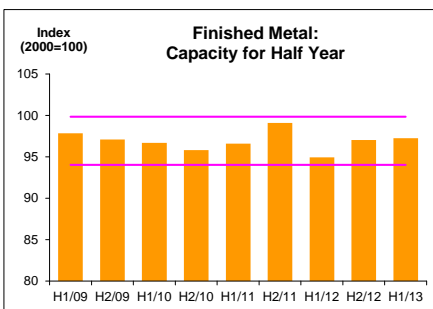
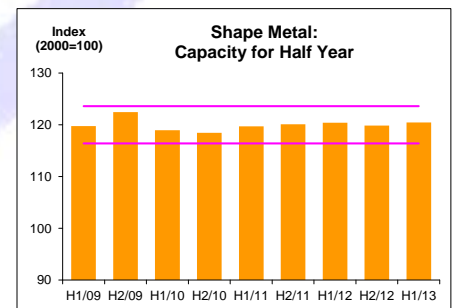
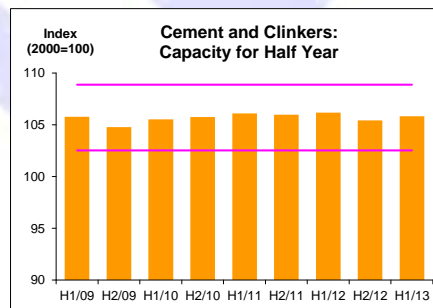
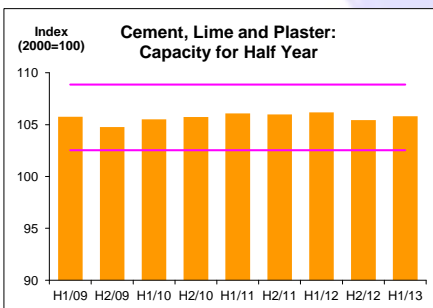
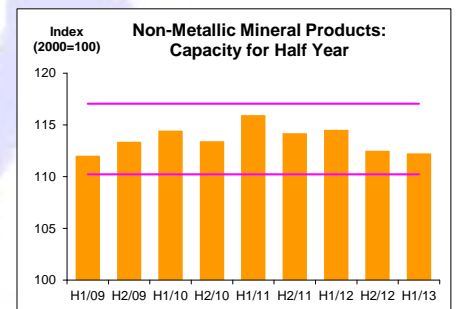
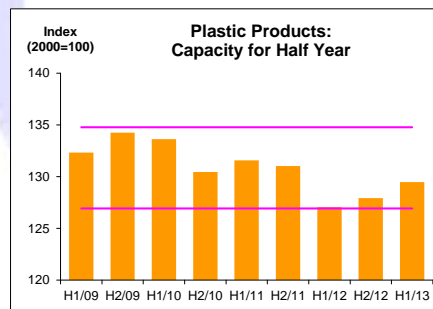
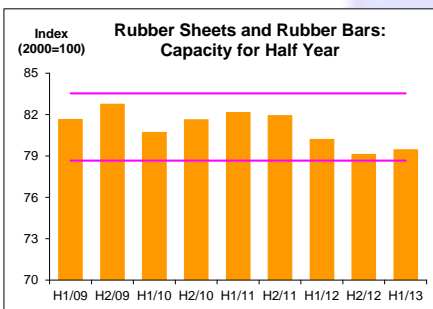
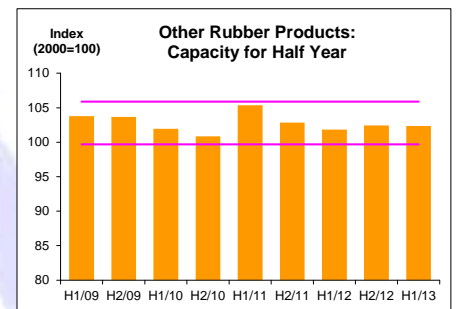
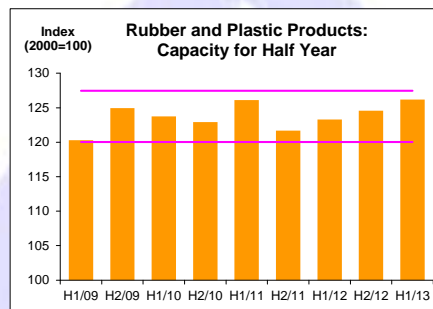
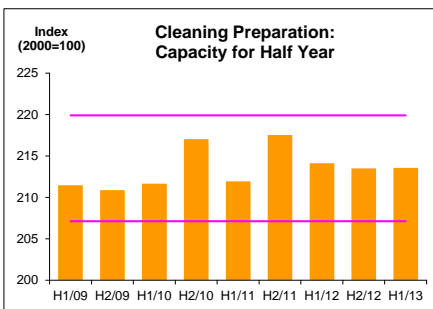
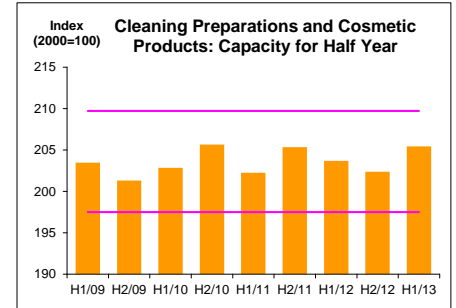
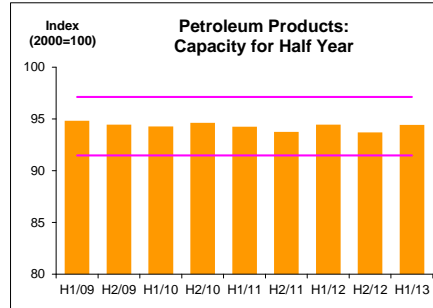
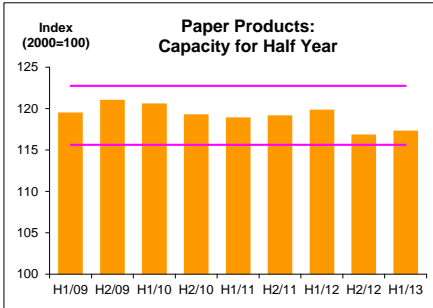
กลุ่ม 2 Capacity มีแนวโน้มลดลง (ต่อ)



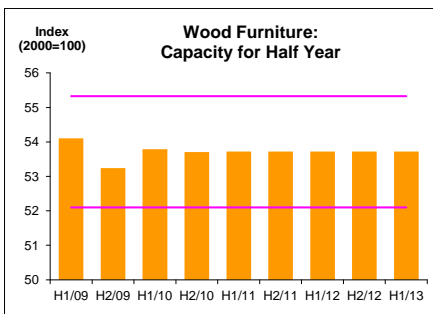
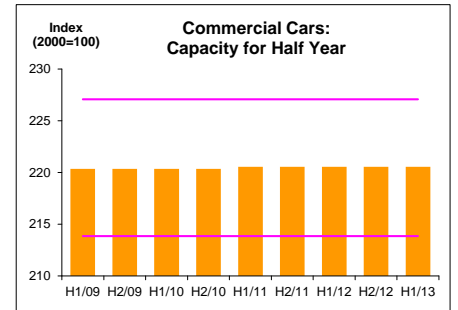
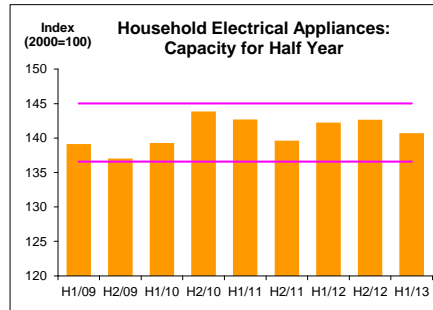
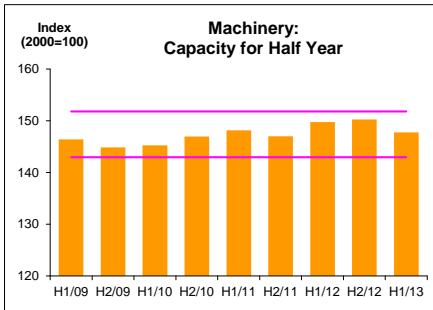
กลุ่ม 3 Capacity ทรงตัว



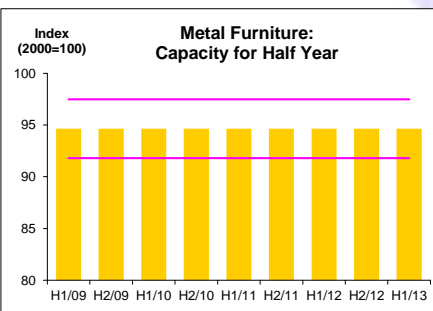
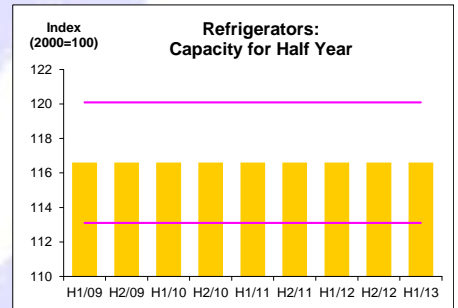
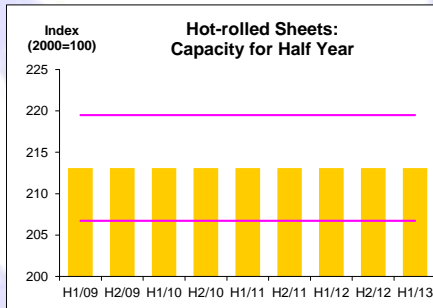
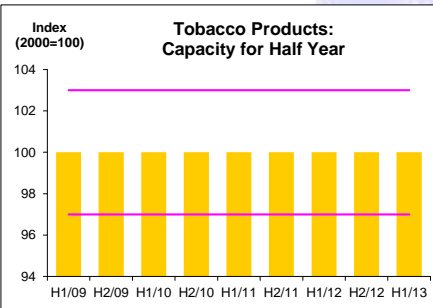
กลุ่ม 3 Capacity ทรงตัว (ต่อ)



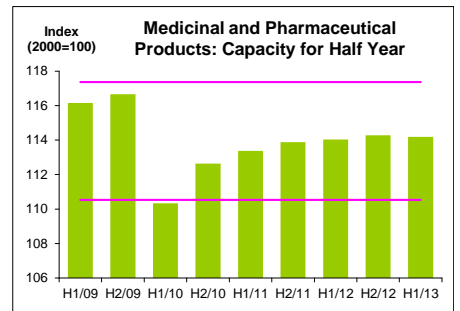
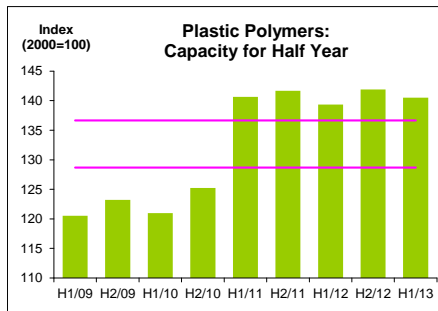
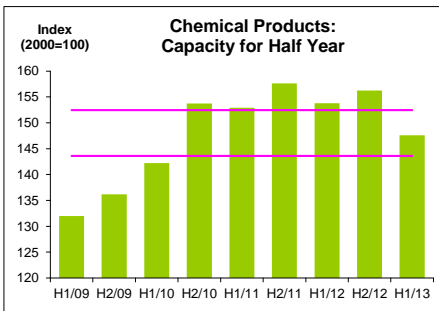
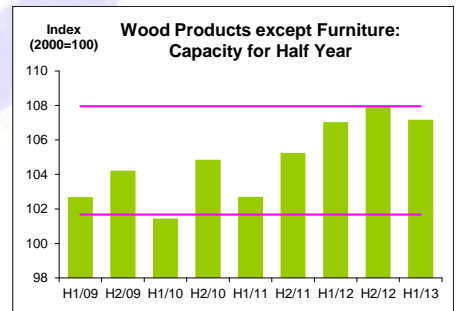
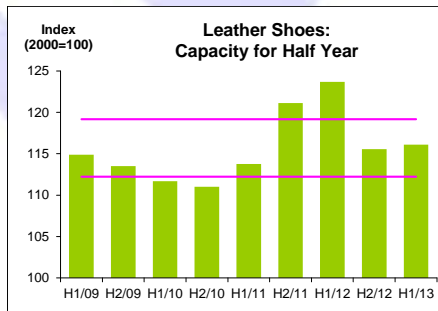
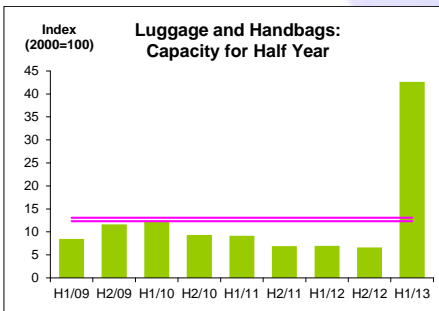
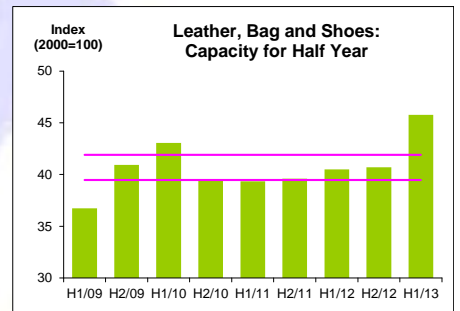
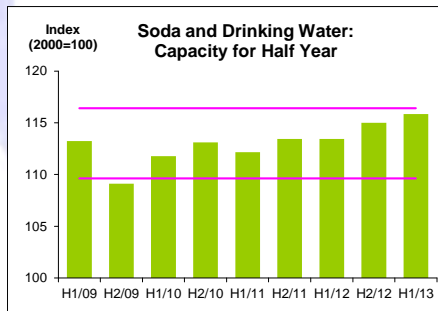
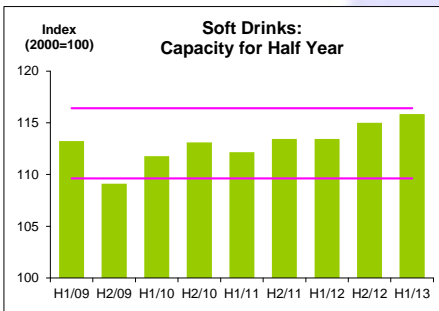
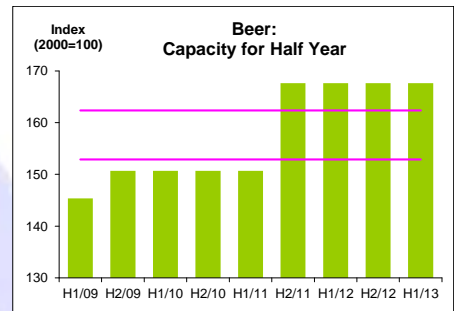
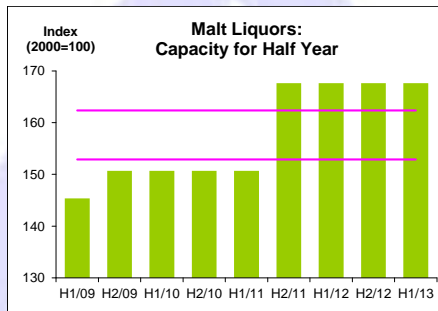
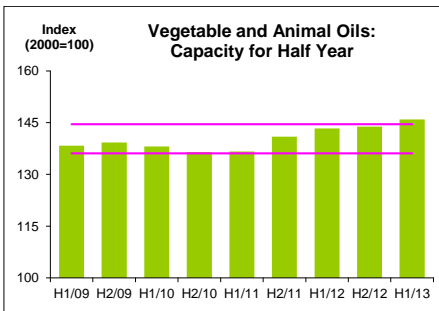
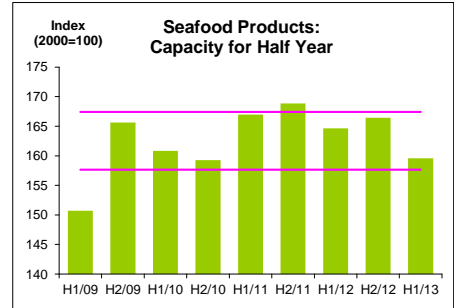
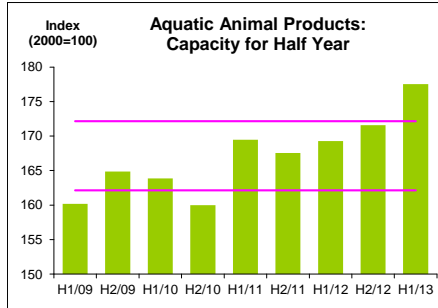
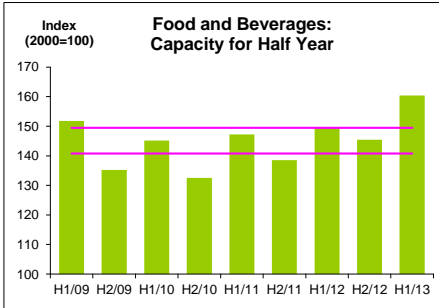
กลุ่ม 3 Capacity ทรงตัว (ต่อ)



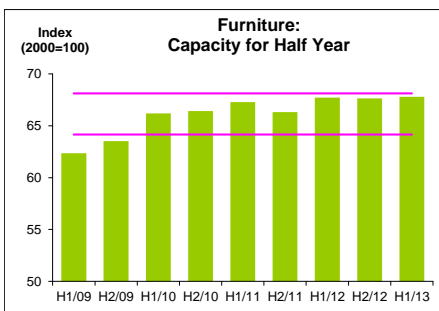
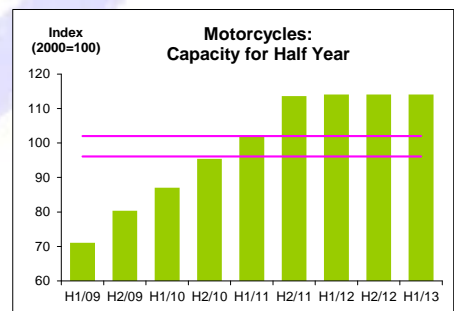
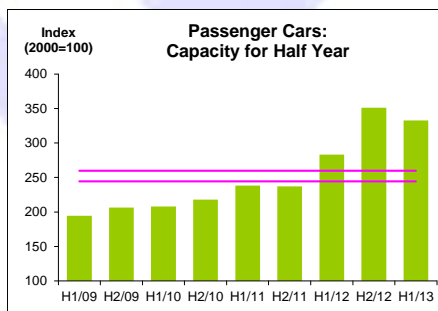
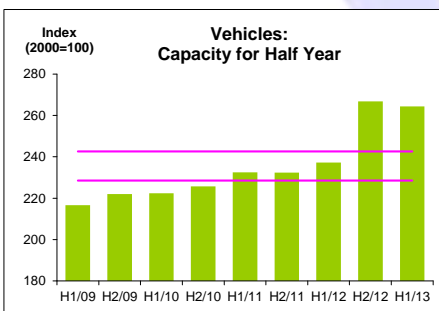
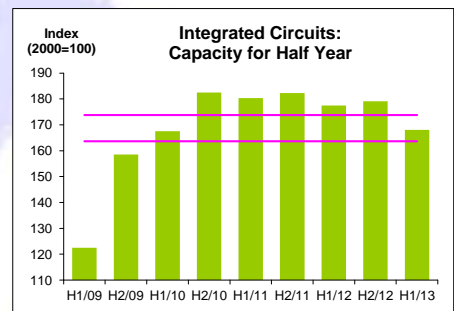
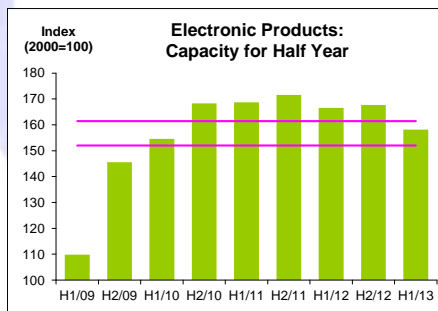
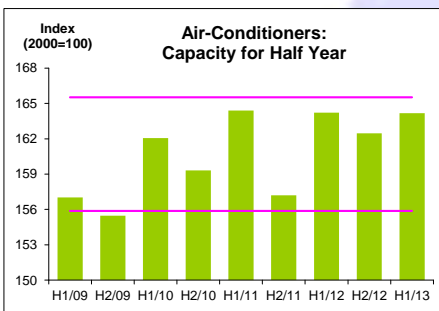
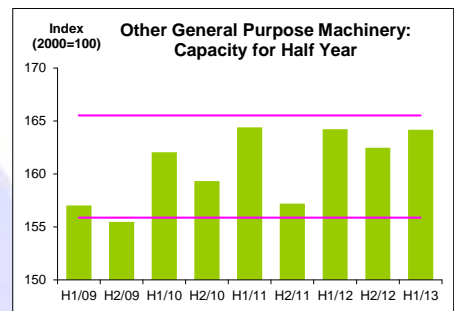
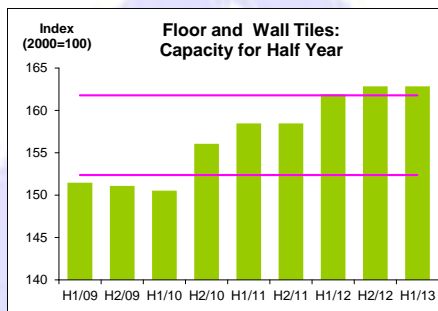
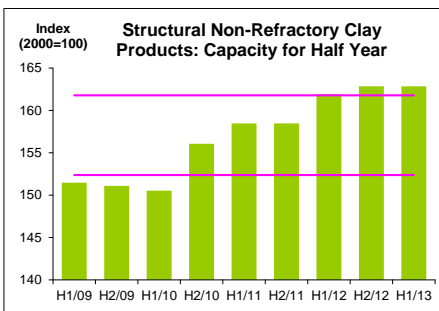
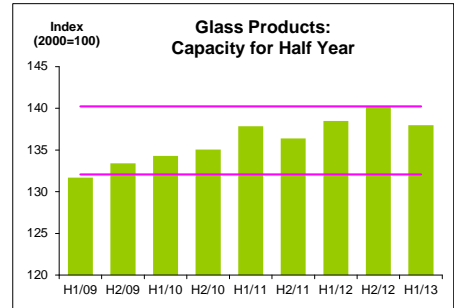
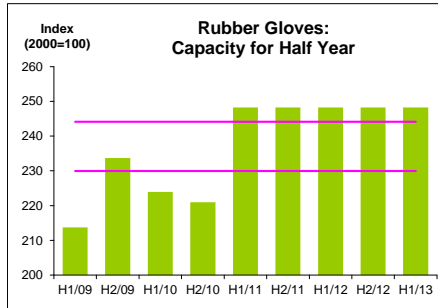
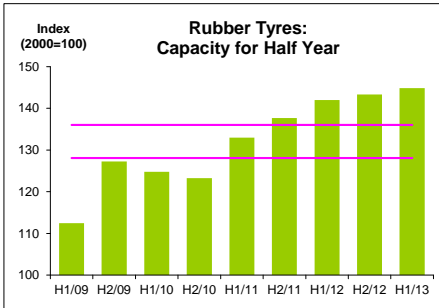
กลุ่ม 4 Capacity คงที่



กลุ่ม 5 Capacity มีแนวโน้มเพิ่มขึ้น



กลุ่ม 5 Capacity มีแนวโน้มเพิ่มขึ้น (ต่อ)





กลุ่ม 6 Capacity เพิ่มขึ้นต่อเนื่อง

-

กลุ่ม 7 Capacity ผันผวน

