

# Asia Key Economic and Financial Indicators

15-Aug-24

	Quarterly GDP		Quarterly PC	Yearly GDP per Capita	Quarterly BoP	Quarterly CA	Month-End IR	Quarter-End External Debt		Monthly (USD)			Monthly Unemployment	Monthly IPI	Monthly PPI	Monthly CPI	Interest Rates*		Monthly FX
	YoY	2024f	YoY	USD	USD	USD	USD	USD	%	YoY	YoY	USD	Rate	YoY	YoY	YoY	Policy	10Y GB	Per
	%	%	%	Th	Bn	Bn	Bn	Bn	IR	%	%	Bn	%	%	%	%	Rate %	Yield %	USD
<b>ASEAN</b>																			
Brunei (BN)	6.8 <sup>Q124</sup>	2.4	7.5 <sup>Q124</sup>	33.6 <sup>2023</sup>	-0.7 <sup>2023</sup>	1.9 <sup>2023</sup>	3.9 <sup>Q224</sup>	-	-	27.2	50.5	0.3 <sup>Q524</sup>	4.5 <sup>1223</sup>	-	-	-0.3 <sup>Q624</sup>	5.50	-	1.34 <sup>Q724</sup>
Cambodia (KH)	5.2 <sup>2022</sup>	6.0	3.5 <sup>2022</sup>	1.8 <sup>2022</sup>	0.3 <sup>Q124</sup>	0.5 <sup>Q124</sup>	16.4 <sup>Q524</sup>	21.7 <sup>Q124</sup>	130.3 <sup>Q124</sup>	-5.2	15.3	-0.7 <sup>Q424</sup>	1.0 <sup>1221</sup>	-	-	0.5 <sup>Q424</sup>	-	-	4,110 <sup>Q724</sup>
Indonesia (ID)	5.0 <sup>Q224</sup>	5.0	4.9 <sup>Q224</sup>	4.9 <sup>2023</sup>	-6.0 <sup>Q124</sup>	-2.2 <sup>Q124</sup>	145.4 <sup>Q724</sup>	403.9 <sup>Q124</sup>	287.7 <sup>Q124</sup>	1.2	7.6	2.4 <sup>Q624</sup>	5.3 <sup>1223</sup>	-1.3 <sup>Q324</sup>	3.0 <sup>Q724</sup>	2.1 <sup>Q724</sup>	6.25	-	16,262 <sup>Q724</sup>
Laos (LA)	4.2 <sup>2023</sup>	4.0	-	1.9 <sup>2023</sup>	0.2 <sup>Q124</sup>	0.3 <sup>Q124</sup>	1.9 <sup>Q324</sup>	10.3 <sup>2023</sup>	579.4 <sup>2023</sup>	20.6	32.7	0.0 <sup>Q424</sup>	-	-	-	26.1 <sup>Q724</sup>	10.00	-	20,657 <sup>Q724</sup>
Malaysia (MY)	4.2 <sup>Q124</sup>	4.4	4.7 <sup>Q124</sup>	12.0 <sup>2023</sup>	1.8 <sup>Q124</sup>	3.4 <sup>Q124</sup>	114.7 <sup>Q724</sup>	269.3 <sup>Q124</sup>	236.7 <sup>Q124</sup>	0.0	15.8	3.0 <sup>Q624</sup>	3.3 <sup>Q624</sup>	5.0 <sup>Q624</sup>	1.6 <sup>Q624</sup>	2.0 <sup>Q624</sup>	3.00	3.77	4.68 <sup>Q724</sup>
Myanmar (MM)	2.8 <sup>2022</sup>	1.5	-	1.2 <sup>2015</sup>	0.6 <sup>Q323</sup>	-0.6 <sup>Q323</sup>	7.7 <sup>Q321</sup>	12.5 <sup>2022</sup>	185.5 <sup>2020</sup>	42.9	38.4	0.2 <sup>Q722</sup>	-	-	-	27.7 <sup>Q923</sup>	7.00	-	2,100 <sup>Q724</sup>
Philippines (PH)	6.3 <sup>Q224</sup>	6.0	4.6 <sup>Q224</sup>	3.9 <sup>2023</sup>	1.2 <sup>Q224</sup>	-1.7 <sup>Q124</sup>	105.6 <sup>Q724</sup>	128.7 <sup>Q124</sup>	123.7 <sup>Q124</sup>	-17.3	-7.5	-4.3 <sup>Q624</sup>	4.0 <sup>Q624</sup>	2.5 <sup>Q624</sup>	-0.1 <sup>Q624</sup>	4.4 <sup>Q724</sup>	6.25	6.21	58.48 <sup>Q724</sup>
Singapore (SG)	2.9 <sup>Q224</sup>	2.1	6.5 <sup>Q224</sup>	84.7 <sup>2023</sup>	4.6 <sup>Q224</sup>	25.5 <sup>Q224</sup>	378.6 <sup>Q724</sup>	2,011.0 <sup>Q124</sup>	545.4 <sup>Q124</sup>	-2.3	4.3	2.3 <sup>Q624</sup>	2.0 <sup>Q624</sup>	-3.9 <sup>Q624</sup>	4.4 <sup>Q624</sup>	2.4 <sup>Q624</sup>	3.90	2.81	1.35 <sup>Q724</sup>
Thailand (TH)	1.5 <sup>Q124</sup>	2.9	6.9 <sup>Q124</sup>	7.8 <sup>2023</sup>	2.1 <sup>Q224</sup>	2.6 <sup>Q224</sup>	230.6 <sup>Q724</sup>	187.5 <sup>Q124</sup>	84.0 <sup>Q124</sup>	-0.3	0.3	0.2 <sup>Q624</sup>	0.9 <sup>Q624</sup>	-1.7 <sup>Q624</sup>	4.0 <sup>Q724</sup>	0.8 <sup>Q724</sup>	2.50	2.59	36.30 <sup>Q724</sup>
Vietnam (VN)	6.9 <sup>Q224</sup>	5.8	3.2 <sup>2023</sup>	4.3 <sup>2023</sup>	-1.4 <sup>Q124</sup>	5.2 <sup>Q124</sup>	90.0 <sup>1123</sup>	146.6 <sup>2022</sup>	169.4 <sup>2022</sup>	20.2	25.0	2.4 <sup>Q724</sup>	2.3 <sup>Q624</sup>	12.5 <sup>Q724</sup>	1.1 <sup>Q224</sup>	4.4 <sup>Q724</sup>	3.00	-	24,252 <sup>Q724</sup>
<b>East Asia</b>																			
China (CN)	4.7 <sup>Q224</sup>	5.0	2.8 <sup>2022</sup>	12.6 <sup>2023</sup>	-47.9 <sup>Q224</sup>	54.9 <sup>Q224</sup>	3,256.4 <sup>Q724</sup>	2,512.6 <sup>Q124</sup>	77.4 <sup>Q124</sup>	6.7	7.3	84.6 <sup>Q724</sup>	4.0 <sup>1221</sup>	5.1 <sup>Q724</sup>	-0.8 <sup>Q724</sup>	0.5 <sup>Q724</sup>	3.35	2.26	7.13 <sup>Q724</sup>
Hong Kong (HK)	2.7 <sup>Q124</sup>	2.9	1.0 <sup>Q124</sup>	50.5 <sup>2023</sup>	-4.5 <sup>Q124</sup>	12.9 <sup>Q124</sup>	419.3 <sup>Q724</sup>	1,842.6 <sup>Q124</sup>	435.1 <sup>Q124</sup>	11.0	9.3	-7.1 <sup>Q624</sup>	3.0 <sup>Q624</sup>	1.8 <sup>Q124</sup>	1.2 <sup>Q124</sup>	1.4 <sup>Q624</sup>	5.75	3.12	7.81 <sup>Q724</sup>
Japan (JP)	-0.8 <sup>Q224</sup>	0.7	-0.2 <sup>Q224</sup>	33.9 <sup>2023</sup>	58.4 <sup>Q224</sup>	41.3 <sup>Q224</sup>	1,219.1 <sup>Q724</sup>	4,507.1 <sup>Q124</sup>	349.2 <sup>Q124</sup>	-5.7	-7.6	1.4 <sup>Q624</sup>	2.5 <sup>Q624</sup>	-7.3 <sup>Q624</sup>	3.0 <sup>Q724</sup>	2.9 <sup>Q624</sup>	0.25	0.87	157.86 <sup>Q724</sup>
South Korea (KR)	2.3 <sup>Q224</sup>	2.5	0.9 <sup>Q224</sup>	35.6 <sup>2023</sup>	7.6 <sup>Q224</sup>	20.9 <sup>Q224</sup>	413.5 <sup>Q724</sup>	667.5 <sup>Q124</sup>	159.2 <sup>Q124</sup>	13.9	10.5	3.6 <sup>Q724</sup>	2.5 <sup>Q724</sup>	0.5 <sup>Q624</sup>	2.5 <sup>Q624</sup>	2.6 <sup>Q724</sup>	3.50	2.97	1,383 <sup>Q724</sup>
Taiwan (TW)	5.1 <sup>Q224</sup>	3.1	4.4 <sup>Q124</sup>	32.3 <sup>2023</sup>	0.3 <sup>Q124</sup>	29.1 <sup>Q124</sup>	571.7 <sup>Q724</sup>	200.0 <sup>Q124</sup>	35.2 <sup>Q124</sup>	3.1	16.2	4.8 <sup>Q724</sup>	3.3 <sup>Q624</sup>	13.2 <sup>Q624</sup>	3.7 <sup>Q724</sup>	2.5 <sup>Q724</sup>	2.00	1.57	32.65 <sup>Q724</sup>
<b>South Asia</b>																			
Bangladesh (BD)	5.8 <sup>2023</sup>	5.7	3.3 <sup>2023</sup>	2.7 <sup>2023</sup>	1.8 <sup>Q124</sup>	4.0 <sup>Q124</sup>	20.4 <sup>Q724</sup>	62.3 <sup>2023</sup>	251.7 <sup>2023</sup>	2.7	-4.3	-2.0 <sup>Q524</sup>	3.5 <sup>1222</sup>	11.2 <sup>Q524</sup>	6.4 <sup>Q524</sup>	11.7 <sup>Q724</sup>	8.50	12.59	118.00 <sup>Q724</sup>
India (IN)	7.8 <sup>Q124</sup>	7.0	4.0 <sup>Q124</sup>	2.6 <sup>2023</sup>	30.8 <sup>Q124</sup>	5.7 <sup>Q124</sup>	652.0 <sup>Q624</sup>	663.8 <sup>Q124</sup>	102.7 <sup>Q124</sup>	-1.5	7.5	-23.5 <sup>Q724</sup>	-	4.2 <sup>Q624</sup>	2.0 <sup>Q724</sup>	3.5 <sup>Q724</sup>	6.50	7.18	83.59 <sup>Q724</sup>
Pakistan (PK)	2.8 <sup>2023</sup>	2.0	5.6 <sup>2023</sup>	1.4 <sup>2022</sup>	-0.5 <sup>Q224</sup>	-0.1 <sup>Q224</sup>	15.4 <sup>Q624</sup>	130.4 <sup>Q124</sup>	947.3 <sup>Q124</sup>	11.6	14.9	-1.9 <sup>Q724</sup>	6.3 <sup>1221</sup>	7.3 <sup>Q524</sup>	10.4 <sup>Q724</sup>	11.1 <sup>Q724</sup>	19.50	11.46	278.30 <sup>Q724</sup>
Sri Lanka (LK)	5.3 <sup>Q124</sup>	n/a	1.1 <sup>Q124</sup>	3.8 <sup>2023</sup>	-0.8 <sup>Q124</sup>	0.7 <sup>Q124</sup>	1.8 <sup>Q922</sup>	54.8 <sup>2023</sup>	1,747.7 <sup>2021</sup>	7.1	5.7	-0.4 <sup>Q624</sup>	4.5 <sup>Q324</sup>	3.2 <sup>Q624</sup>	5.2 <sup>Q624</sup>	2.4 <sup>Q724</sup>	8.50	13.14	308.35 <sup>Q724</sup>
<b>Middle East</b>																			
Jordan (JO)	2.0 <sup>Q124</sup>	2.6	-	4.4 <sup>2023</sup>	-0.1 <sup>Q124</sup>	-1.1 <sup>Q124</sup>	19.7 <sup>Q624</sup>	41.5 <sup>Q124</sup>	212.9 <sup>Q124</sup>	8.7	-8.8	-1.1 <sup>Q524</sup>	21.4 <sup>Q324</sup>	-3.0 <sup>Q624</sup>	0.4 <sup>Q624</sup>	1.9 <sup>Q724</sup>	8.50	-	0.71 <sup>Q724</sup>
Kuwait (KW)	-2.0 <sup>Q124</sup>	-1.4	1.7 <sup>2022</sup>	33.7 <sup>2023</sup>	0.0 <sup>Q423</sup>	32.7 <sup>Q423</sup>	47.3 <sup>Q524</sup>	64.3 <sup>Q423</sup>	135.7 <sup>Q423</sup>	-8.8	-4.3	10.4 <sup>Q124</sup>	0.9 <sup>1221</sup>	-	1.7 <sup>Q324</sup>	2.8 <sup>Q624</sup>	4.25	-	0.31 <sup>Q724</sup>
Oman (OM)	1.7 <sup>Q124</sup>	1.2	9.0 <sup>2022</sup>	21.1 <sup>2023</sup>	1.5 <sup>2022</sup>	5.7 <sup>2022</sup>	18.6 <sup>Q524</sup>	-	-	24.0	-11.3	-0.3 <sup>Q424</sup>	3.6 <sup>Q624</sup>	-	-1.7 <sup>Q124</sup>	0.8 <sup>Q624</sup>	6.00	-	0.38 <sup>Q724</sup>
Qatar (QA)	4.2 <sup>2022</sup>	2.0	-	80.6 <sup>2022</sup>	-0.2 <sup>Q124</sup>	9.4 <sup>Q124</sup>	68.7 <sup>Q624</sup>	109.0 <sup>2010</sup>	350.3 <sup>2010</sup>	4.8	36.2	5.7 <sup>Q424</sup>	0.1 <sup>1221</sup>	-5.9 <sup>Q524</sup>	6.3 <sup>Q624</sup>	1.0 <sup>Q624</sup>	6.25	-	3.64 <sup>Q724</sup>
Saudi Arabia (SA)	-1.7 <sup>Q124</sup>	1.7	2.0 <sup>Q124</sup>	31.5 <sup>2023</sup>	-18.4 <sup>Q124</sup>	7.6 <sup>Q124</sup>	452.8 <sup>Q724</sup>	-	-	-2.1	1.0	-13.7 <sup>Q524</sup>	4.4 <sup>1223</sup>	-4.0 <sup>Q624</sup>	3.2 <sup>Q624</sup>	1.5 <sup>Q624</sup>	6.00	-	3.75 <sup>Q724</sup>
Turkiye (TR)	5.7 <sup>Q124</sup>	3.6	0.3 <sup>Q124</sup>	13.1 <sup>2023</sup>	-16.4 <sup>Q224</sup>	-5.7 <sup>Q224</sup>	182.0 <sup>Q524</sup>	506.8 <sup>Q124</sup>	312.5 <sup>Q124</sup>	-9.9	-7.1	-5.6 <sup>Q624</sup>	8.9 <sup>Q624</sup>	-8.4 <sup>Q624</sup>	41.4 <sup>Q724</sup>	61.8 <sup>Q724</sup>	50.00	-	32.89 <sup>Q724</sup>
UAE (AE)	7.9 <sup>2022</sup>	3.5	6.6 <sup>2021</sup>	38.7 <sup>2020</sup>	23.1 <sup>2021</sup>	48.0 <sup>2021</sup>	202.7 <sup>Q424</sup>	-	-	7.4	18.9	-6.2 <sup>Q424</sup>	2.9 <sup>1222</sup>	-3.4 <sup>Q424</sup>	4.7 <sup>Q121</sup>	1.9 <sup>1223</sup>	5.40	-	3.65 <sup>Q724</sup>

Source: IMF, CEIC Database and The Economist, compiled by the Research Department, Bangkok Bank.

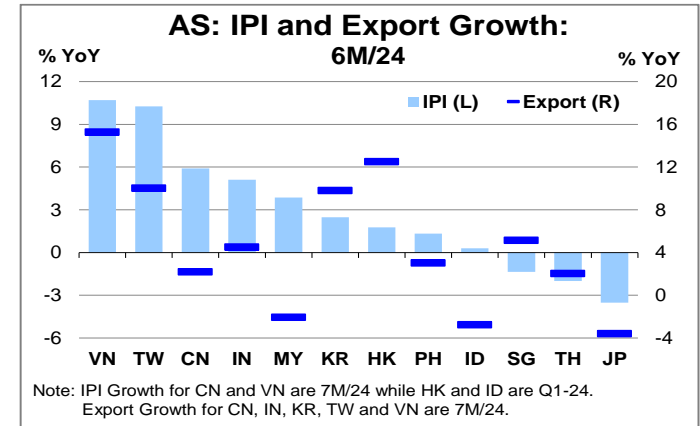
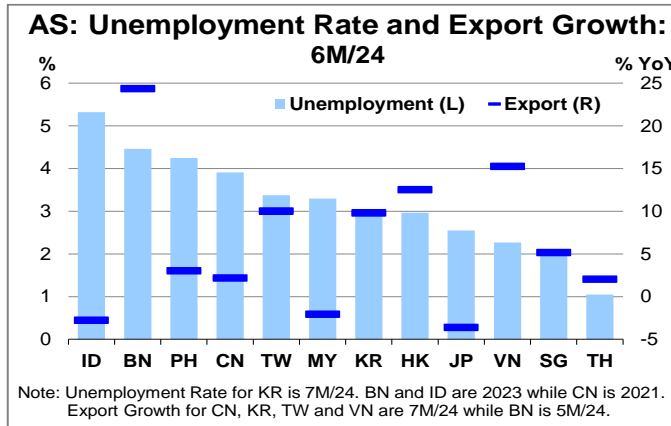
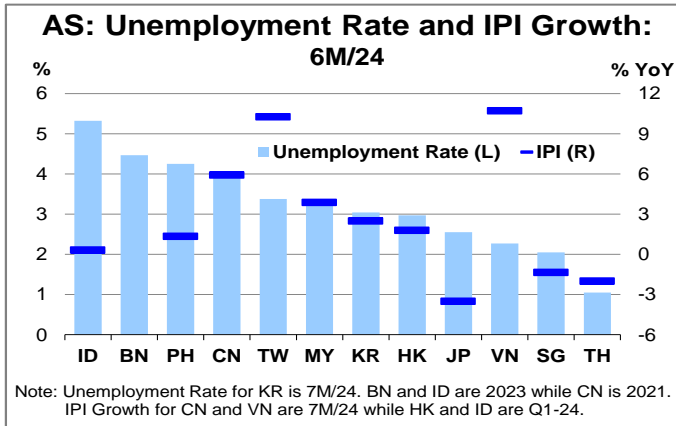
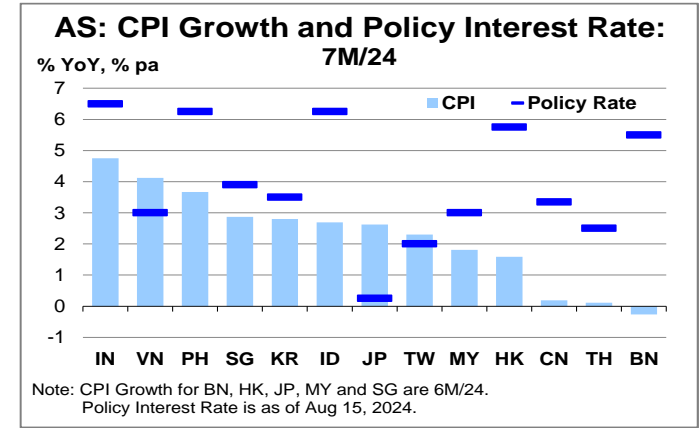
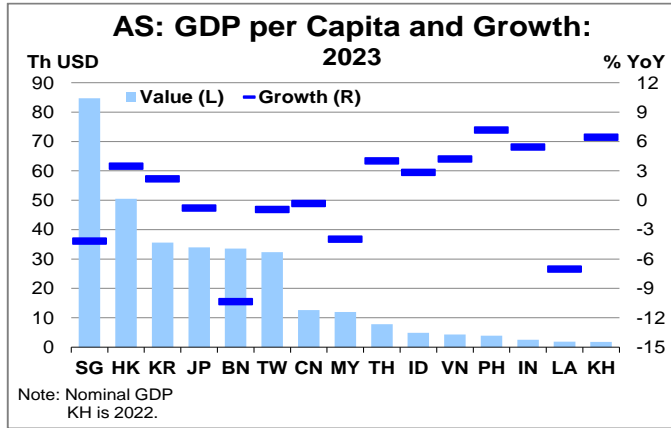
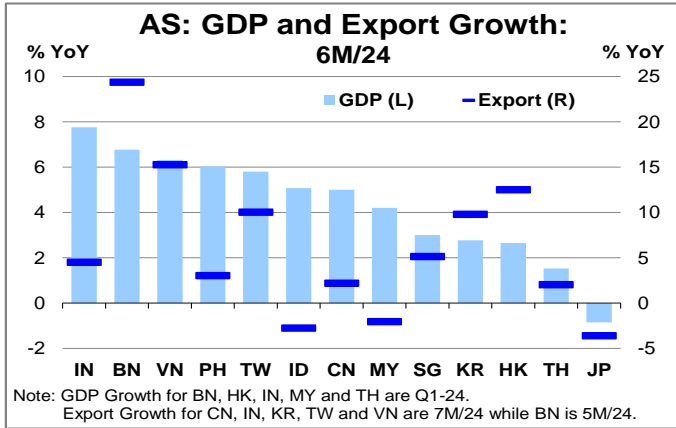
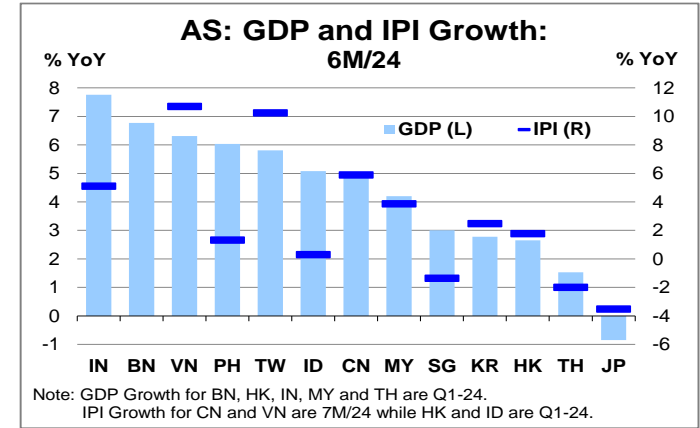
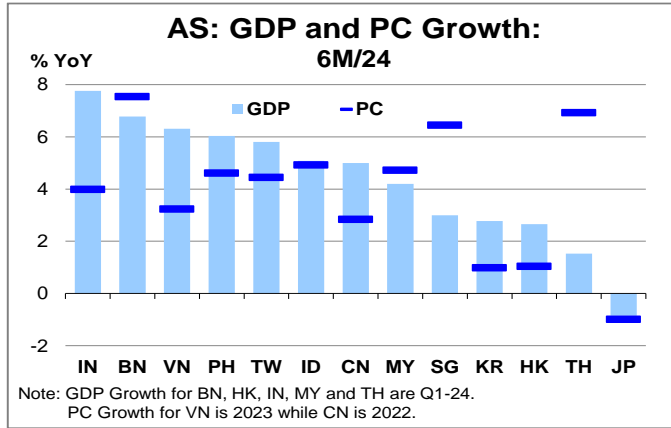
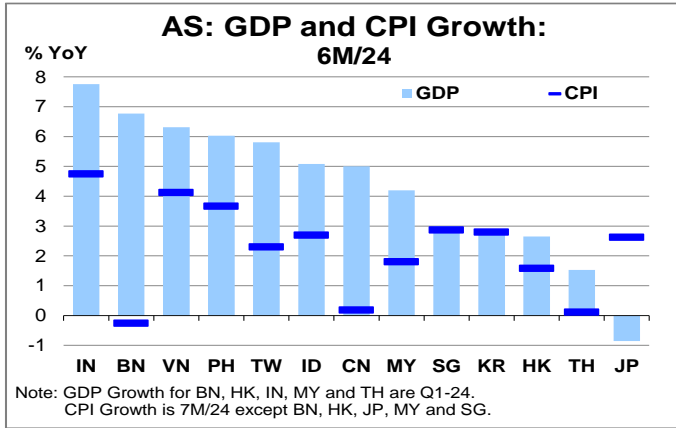
\*Aug 13, 2024

Note: GDP per Capita is calculated from Nominal GDP. PC is Private Consumption. BoP is Balance of Payments. CA is Current Account. IR is International Reserve. IPI is Industrial Production Index. PPI is Producer Price Index.

CPI is Consumer Price Index. 10Y GB is 10-Year Government Bond. FX is Foreign Exchange Rate. RRR is Required Reserve Ratio.

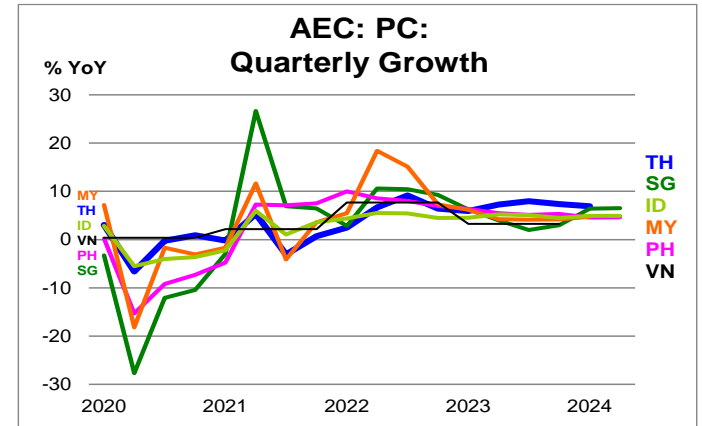
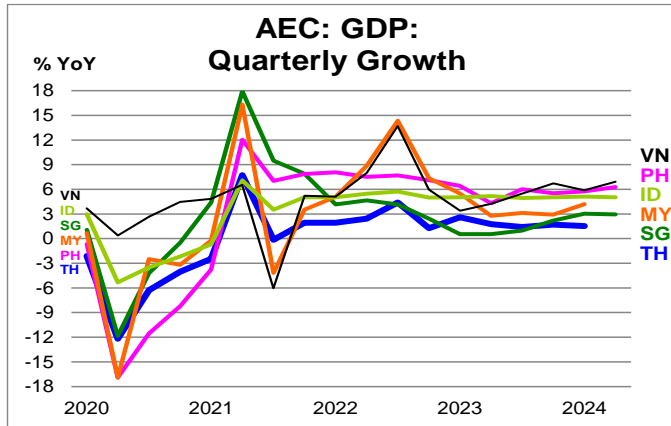
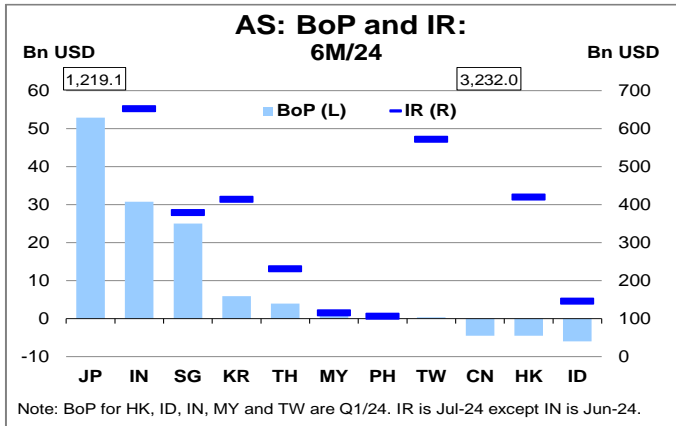
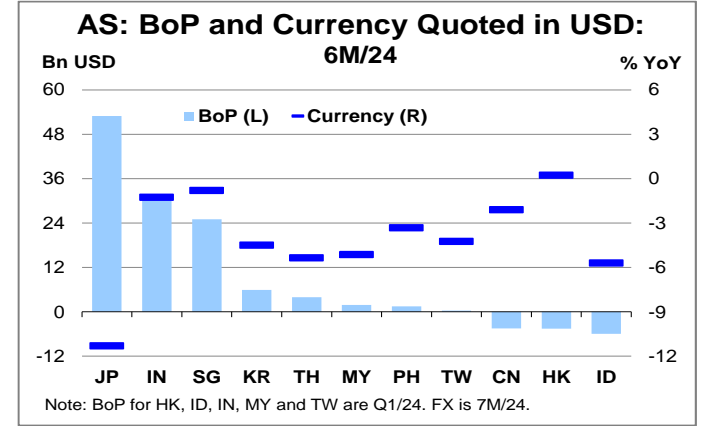
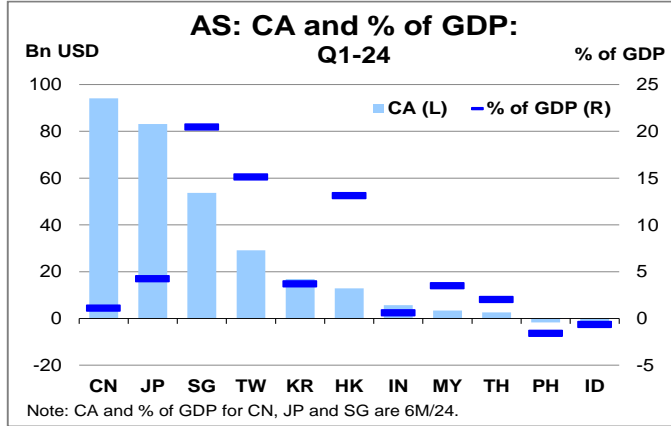
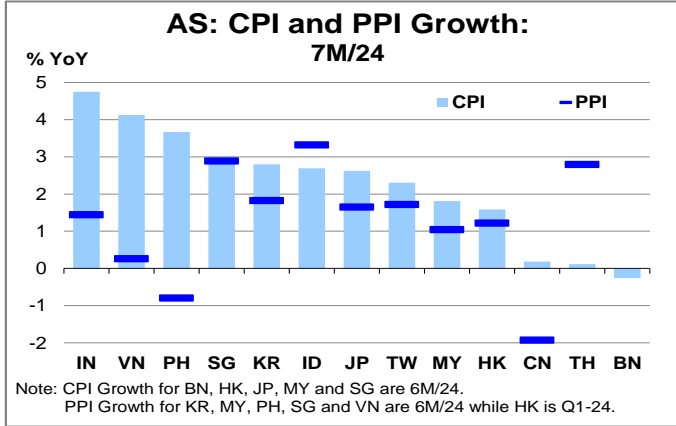
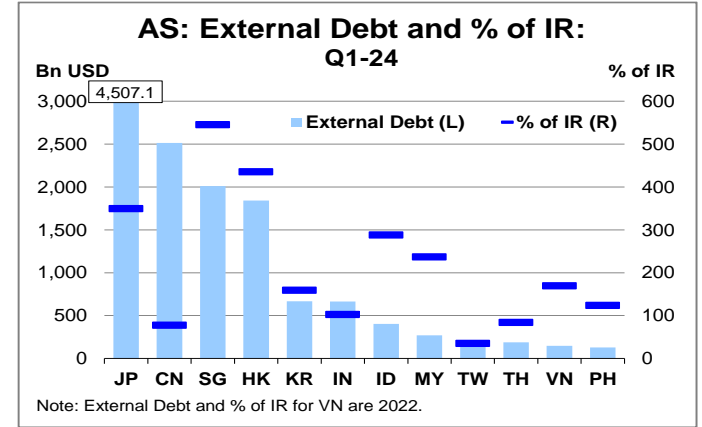
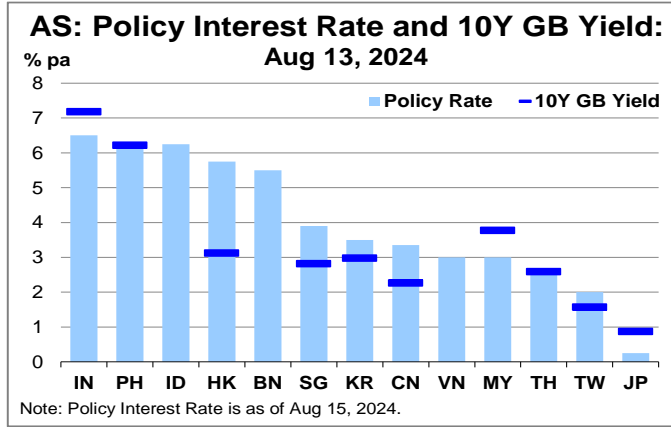
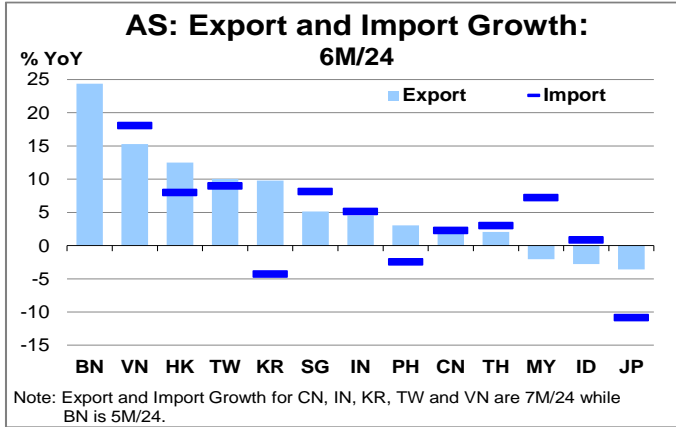
# Asia Key Economic and Financial Indicators

15-Aug-24



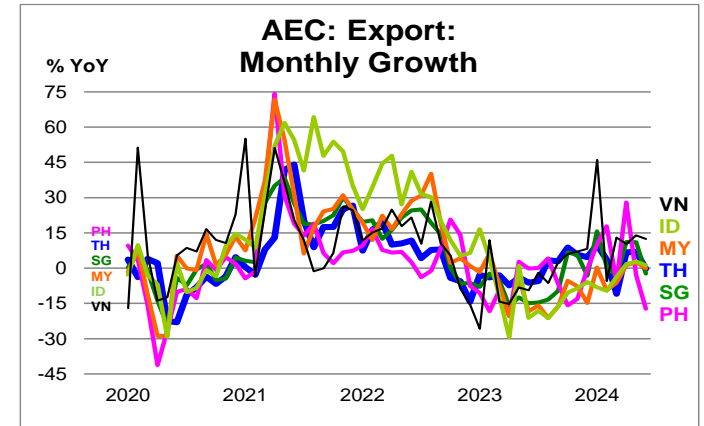
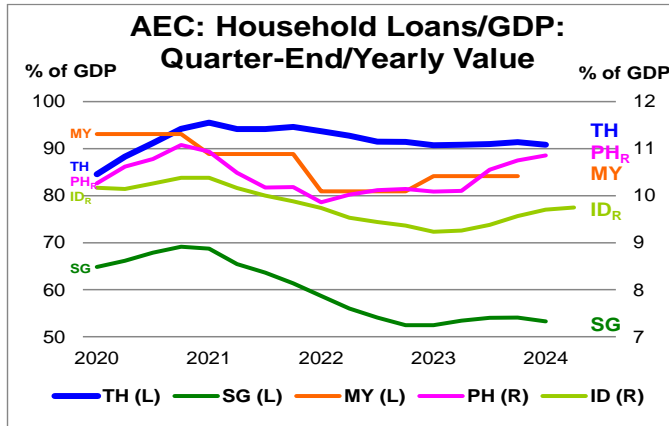
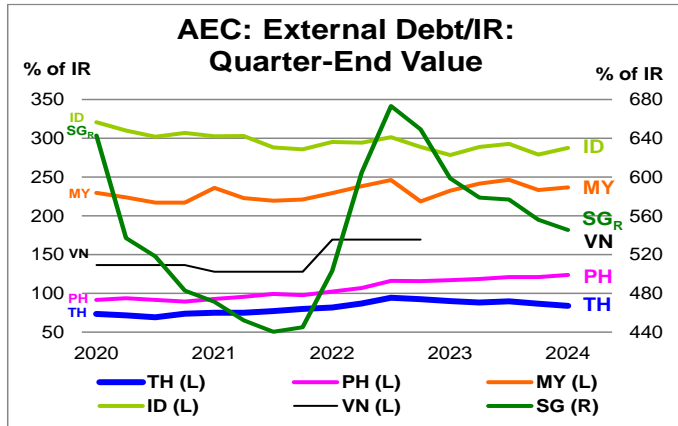
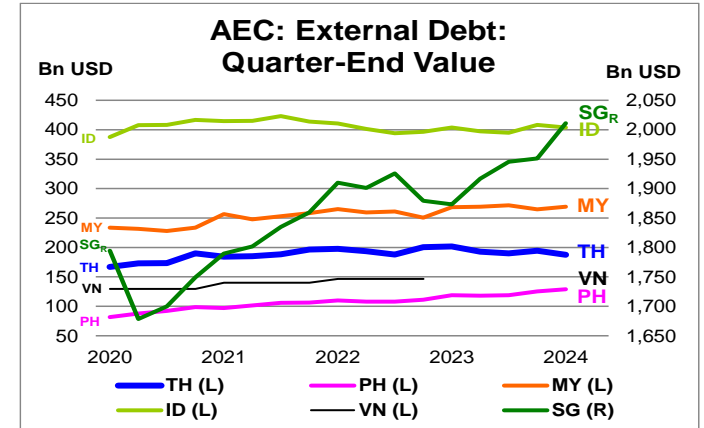
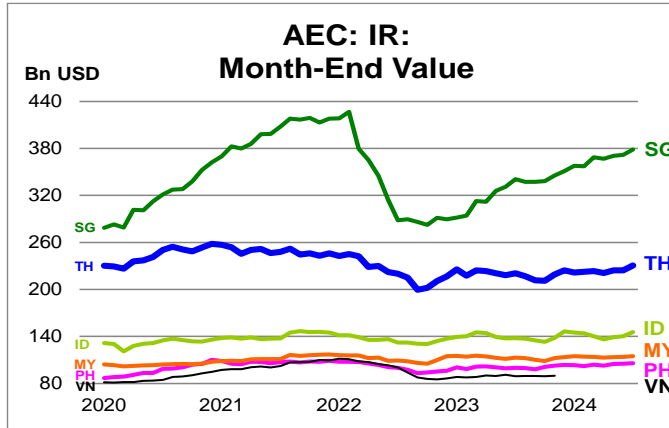
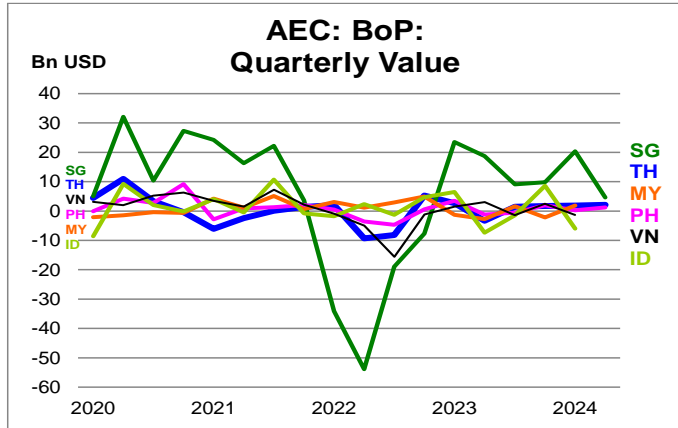
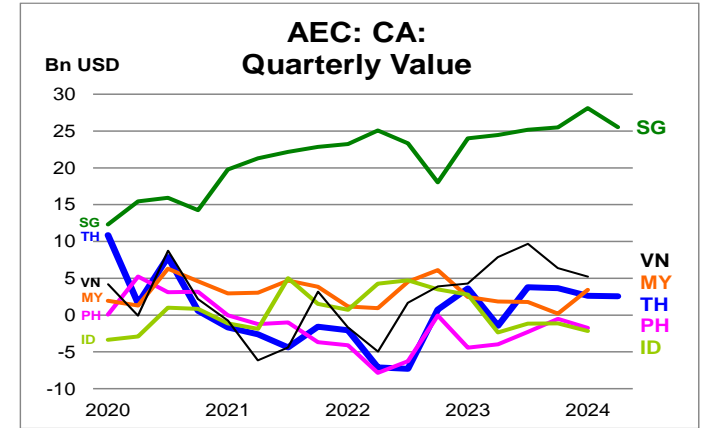
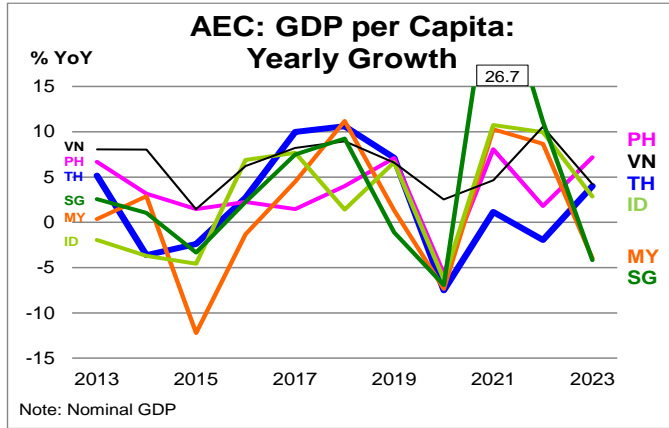
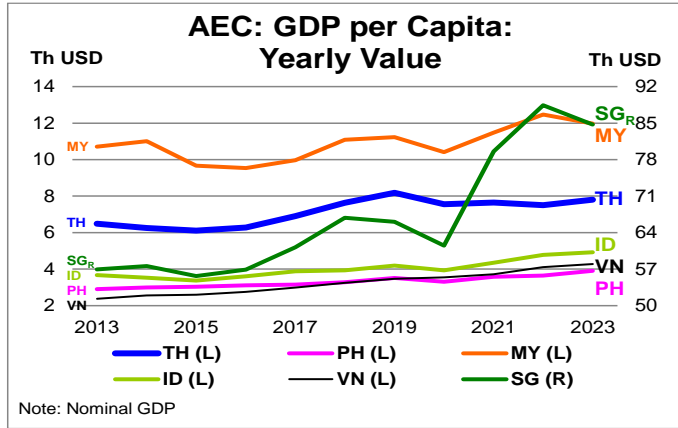
# Asia Key Economic and Financial Indicators

15-Aug-24



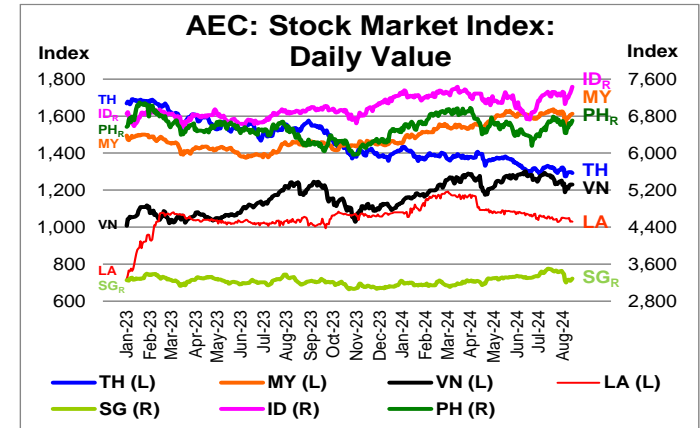
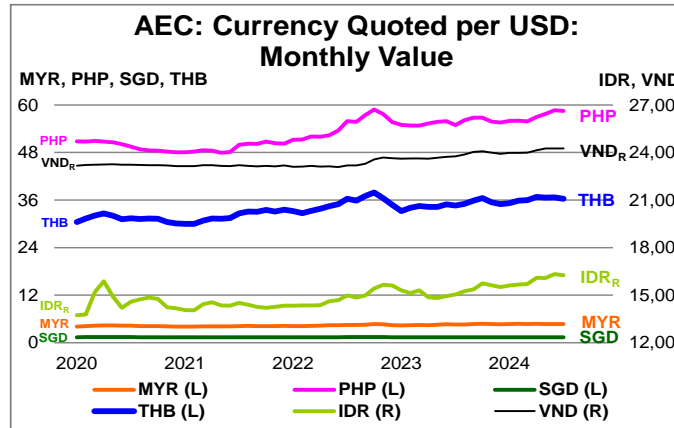
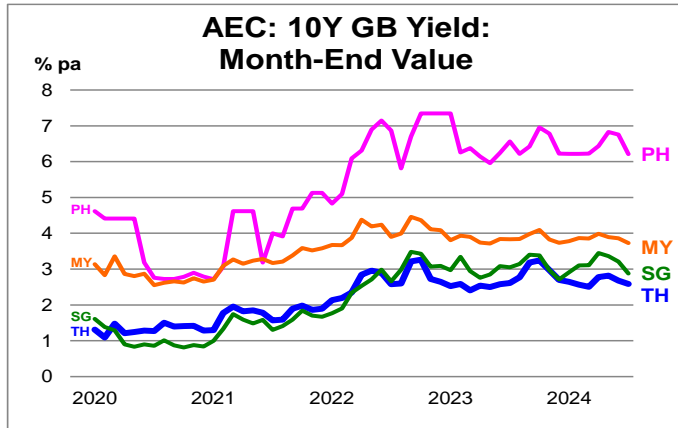
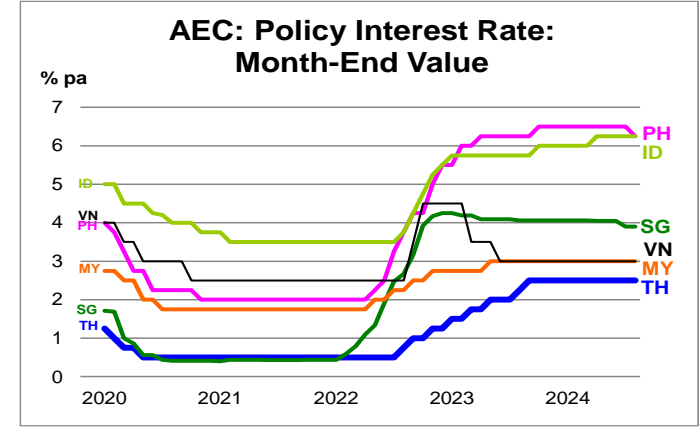
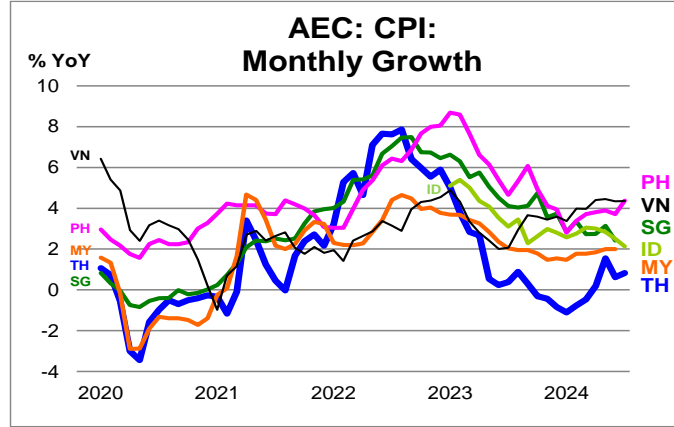
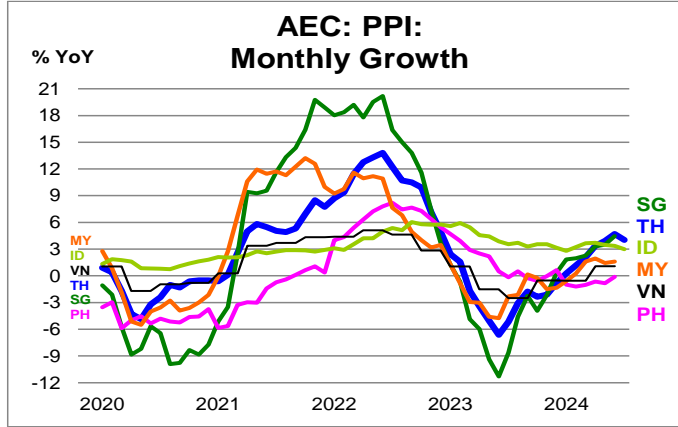
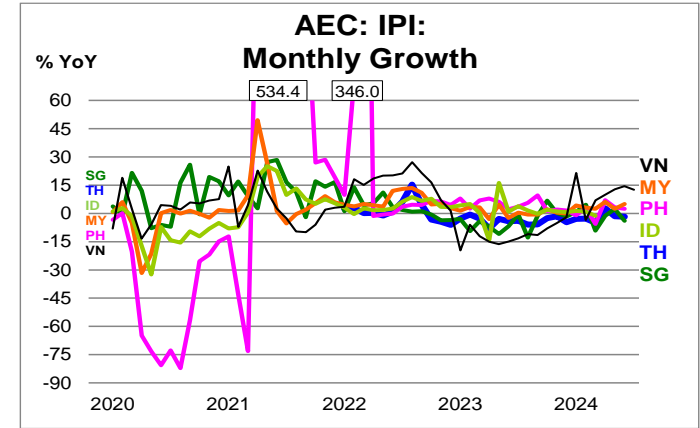
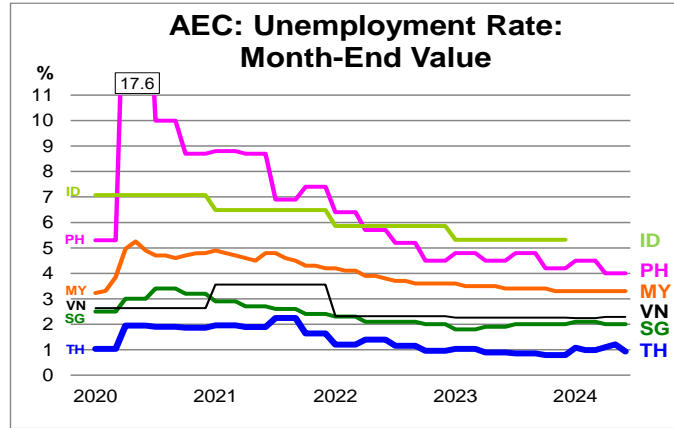
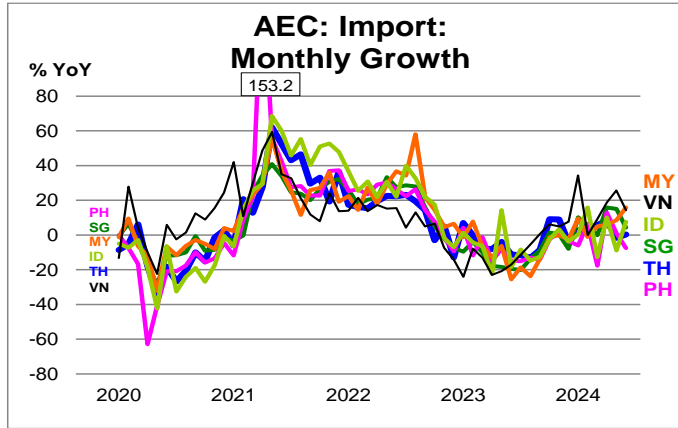
# Asia Key Economic and Financial Indicators

15-Aug-24



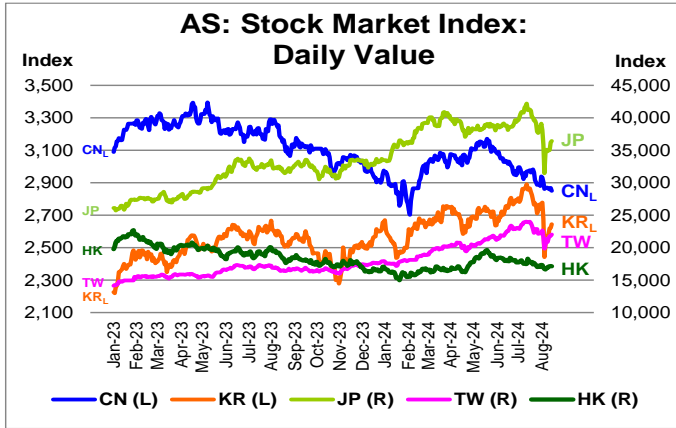
# Asia Key Economic and Financial Indicators

15-Aug-24



# Asia Key Economic and Financial Indicators

15-Aug-24



ZOOM

