

Europe Key Economic and Financial Indicators

19-Jun-23

	Quarterly GDP		Quarterly PC	Yearly GDP per Capita	Quarter-End Government Debt		Month-End IR	Quarterly BoP	Quarterly CA	Monthly (USD)			Monthly Harmonised Unemployment	Monthly IPI	Monthly PPI	Monthly HICP	Interest Rates		Monthly FX
	YoY %	2023f %	YoY %	USD Th	USD Bn	% of GDP	USD Bn	USD Bn	USD Bn	YoY %	YoY %	USD Bn	Rate %	YoY %	YoY %	YoY %	Policy Rate %	10Y GB ¹ Yield %	Per USD
	Q123	Q123	Q123	2022	Q422	Q422	Q123	Q123	Q123	Q123	Q123	Q423	Q423	Q423	Q423	Q423	Q423	Q423	Q423
EU27	1.0	0.8	0.5	37.0	14,156.7	84.0	-	87.3	95.1	0.5	-11.8	-15.5	6.0	0.6	2.3	7.1	-	-	-
Bulgaria (BG)	2.3	1.4	2.9	12.3	20.6	22.9	37.8	0.4	-0.9	-7.5	-8.5	-0.3	3.9	-10.8	-4.7	8.6	2.96	4.03	1.83
Czech (CZ)	-0.4	-0.5	-6.3	27.6	132.6	44.1	139.0	-4.3	-3.5	10.8	-0.9	1.8	2.7	1.4	6.4	12.5	7.00	4.61	21.73
Denmark (DK)	2.4	0.0	-1.2	66.9	120.7	30.1	90.6	12.9	12.6	4.8	-8.3	0.9	4.9	11.3	3.6	2.9	3.10	-	6.85
Hungary (HU)	-1.1	0.5	-2.7	18.8	129.9	73.3	42.9	-4.5	-4.8	8.6	2.0	0.0	3.9	-5.6	41.7	21.9	13.00	7.13	343
Poland (PL)	0.0	0.3	-2.7	18.3	344.6	49.1	179.4	-2.1	-2.8	3.2	-7.0	0.6	2.7	-3.6	8.4	12.5	6.75	6.11	4.18
Romania (RO)	2.8	2.4	6.2	15.0	143.7	47.3	64.3	-2.0	-6.1	9.2	-0.6	-2.3	5.6	-4.7	15.1	9.6	7.00	-	4.55
Sweden (SE)	0.8	-0.5	-2.4	61.4	187.5	33.0	60.5	8.2	8.0	-1.5	-2.1	-0.3	7.1	2.4	0.6	6.7	3.50	2.46	10.44
EA20	1.0	0.8	0.8	40.4	13,077.1	91.5	1,228.6	18.8	-2.1	0.4	-8.3	-12.9	6.5	0.6	1.0	6.1	3.75	2.54	0.94
Austria (AT)	1.8	0.4	-2.2	53.7	374.1	78.4	31.6	2.8	2.5	7.4	4.4	-1.8	5.1	1.5	7.2	8.8	3.75	-	0.94
Belgium (BE)	1.4	0.7	3.3	49.4	616.1	105.1	42.8	-0.5	-0.8	-3.9	-7.6	0.4	5.6	-3.8	-6.8	2.7	3.75	3.26	0.94
Croatia (HR)	2.6	1.7	1.6	2.2	49.1	68.4	29.6	-0.8	-1.5	-100.0	-100.0	0.0	6.5	-3.4	3.7	8.3	3.75	-	0.94
Cyprus (CY)	3.4	2.5	5.0	31.1	24.9	86.5	1.8	-0.2	-0.2	12.6	8.5	-0.6	5.1	-5.2	12.9	3.6	3.75	-	0.94
Estonia (EE)	-3.7	-1.2	-2.7	28.6	7.1	18.4	2.5	-0.2	0.0	-0.5	-14.3	-0.2	6.1	-15.1	2.0	11.2	3.75	-	0.94
Finland (FI)	-0.3	0.0	0.7	50.5	207.7	73.0	16.7	0.0	0.0	0.2	-17.3	0.4	6.9	-2.4	3.5	5.0	3.75	3.10	0.94
France (FR)	0.9	0.7	0.1	40.5	3,146.5	111.6	233.9	-5.0	-6.9	3.8	-1.6	-13.3	7.0	1.4	7.0	6.0	3.75	2.97	0.94
Germany (DE)	-0.5	-0.1	-1.5	48.6	2,733.8	66.3	315.5	49.6	54.8	2.4	-7.5	15.3	2.9	1.6	4.8	6.3	3.75	2.27	0.94
Greece (GR)	2.1	2.6	2.9	20.2	380.0	171.3	13.6	-8.9	-9.5	-0.3	-8.1	-2.4	11.2	4.7	-13.1	4.1	3.75	3.75	0.94
Ireland (IE)	-0.3	5.6	6.6	100.6	239.7	44.7	13.5	14.2	16.3	-6.9	6.9	3.8	3.8	27.4	-21.4	5.4	3.75	-	0.94
Italy (IT)	1.9	0.7	3.4	35.6	2,940.6	144.4	241.4	8.4	3.1	-1.4	-8.7	0.3	7.8	-7.0	-3.5	8.0	3.75	4.16	0.94
Latvia (LV)	0.4	0.4	0.4	21.8	17.0	40.8	4.8	-0.2	-0.4	-4.4	-3.0	-0.5	5.7	-7.0	22.7	12.3	3.75	-	0.94
Lithuania (LT)	-2.7	-0.3	-2.7	24.8	27.4	38.4	6.0	-0.1	-0.6	-1.1	-12.5	-0.3	7.5	-7.1	-1.8	10.7	3.75	-	0.94
Luxemburg (LU)	-0.4	1.1	2.5	124.3	20.5	24.6	3.0	-1.0	-1.1	2.0	2.3	-0.9	4.9	-6.0	9.1	2.0	3.75	-	0.94
Malta (MT)	3.2	3.5	3.4	34.1	9.6	53.4	1.3	-0.2	-0.2	-4.2	7.2	-0.5	2.8	14.5	1.9	6.3	3.75	-	0.94
Netherlands (NL)	2.1	1.0	2.7	57.6	512.0	51.0	68.1	8.9	4.5	-5.3	0.9	0.5	3.4	-12.7	-2.2	6.8	3.75	-	0.94
Portugal (PT)	2.5	1.0	1.8	24.5	290.7	113.9	34.8	1.0	0.1	0.4	-1.7	-2.5	6.8	-6.9	-3.1	5.4	3.75	3.15	0.94
Slovakia (SK)	1.0	1.3	0.0	21.0	67.6	58.8	10.3	-2.2	-3.0	11.7	1.7	0.1	6.1	0.2	18.2	12.3	3.75	-	0.94
Slovenia (SI)	0.7	1.6	2.2	29.5	44.0	69.9	2.4	-0.2	-0.1	-2.2	-9.0	0.0	3.6	-8.8	13.3	8.1	3.75	-	0.94
Spain (ES)	3.8	1.5	1.5	30.2	1,602.6	113.2	99.6	12.5	7.2	-3.5	-6.9	-4.9	12.7	-1.2	-4.5	2.9	3.75	3.45	0.94

Source: Eurostat, IMF and CEIC, Compiled by the Research Department, Bangkok Bank.

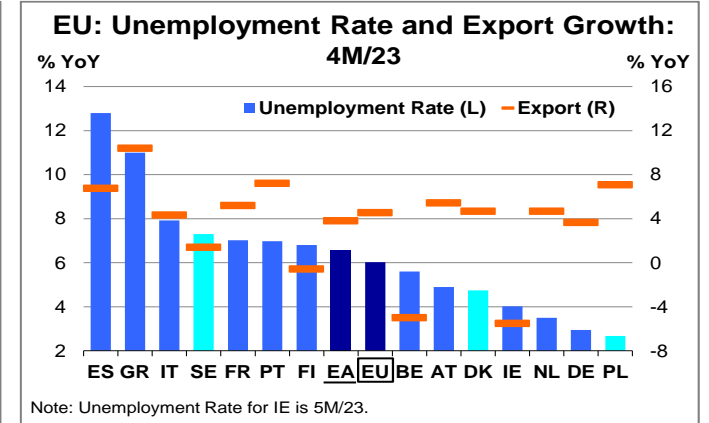
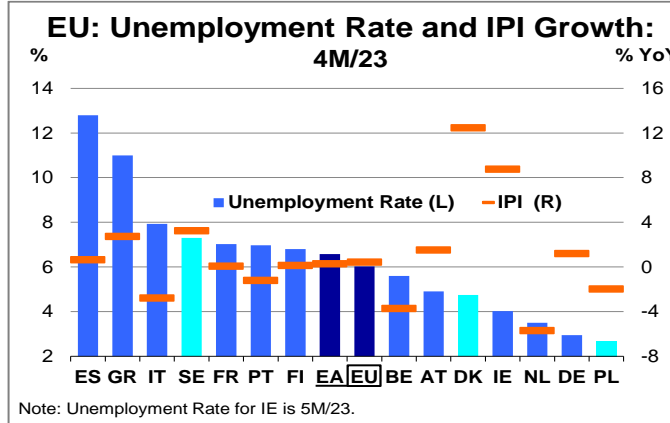
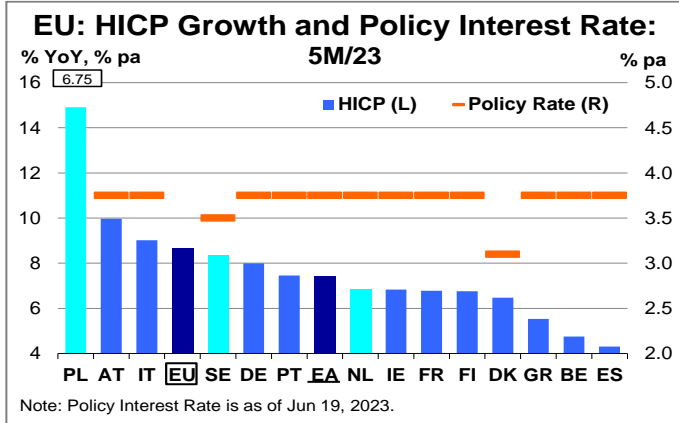
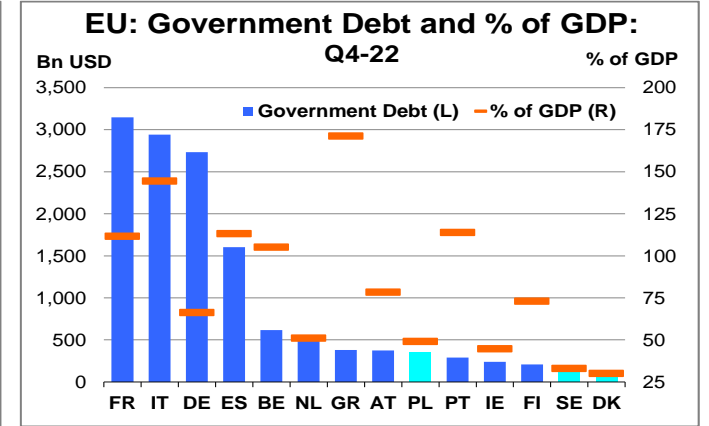
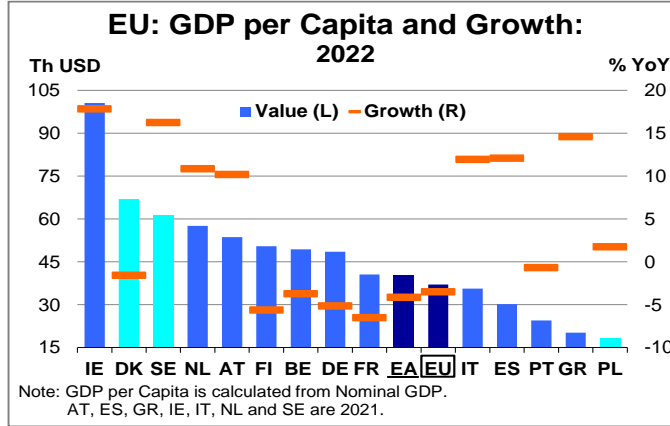
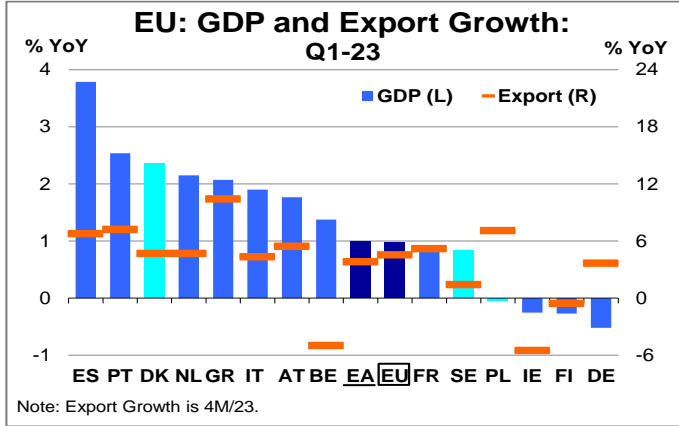
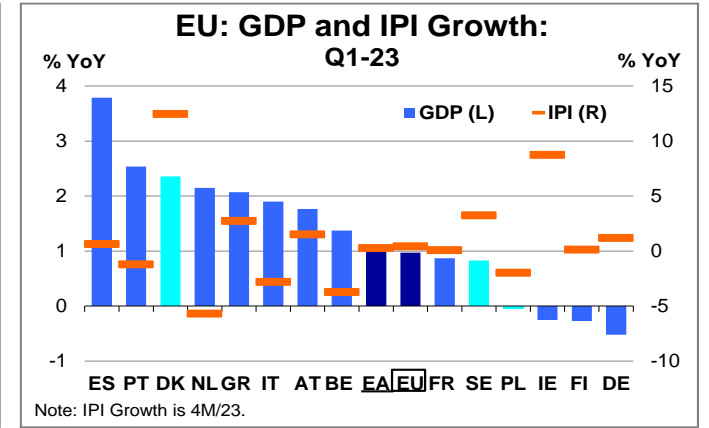
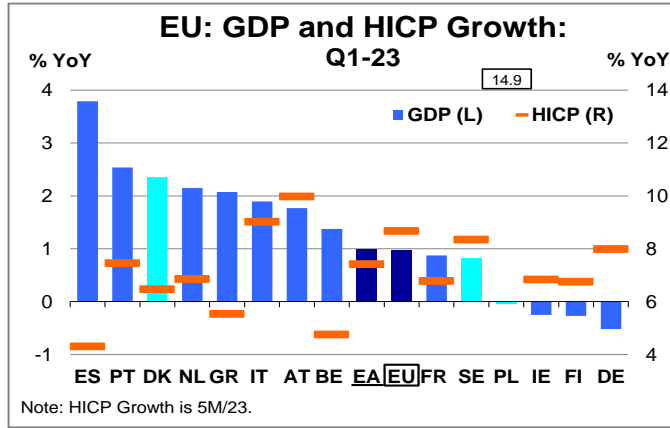
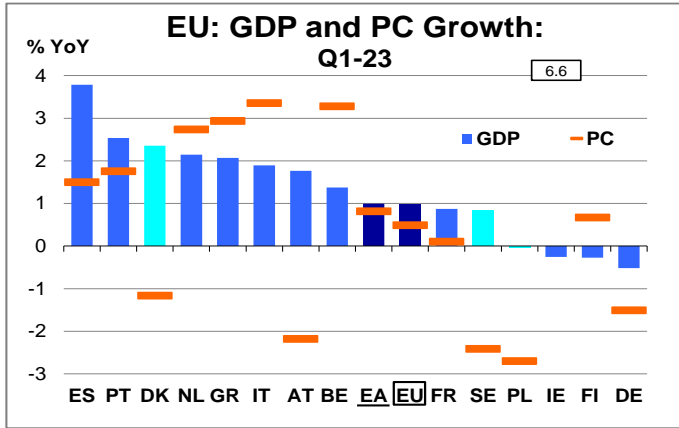
Note GDP per Capita is calculated from Nominal GDP. PC is Private Consumption. IR is International Reserve. BoP is Balance of Payments. CA is Current Account. IPI is Industrial Production Index. PPI is Producer Price Index.

HICP is Harmonised Index of Consumer Prices. 10Y GB is 10-Year Government Bond. FX is Foreign Exchange Rate.

*Jun 15, 2023

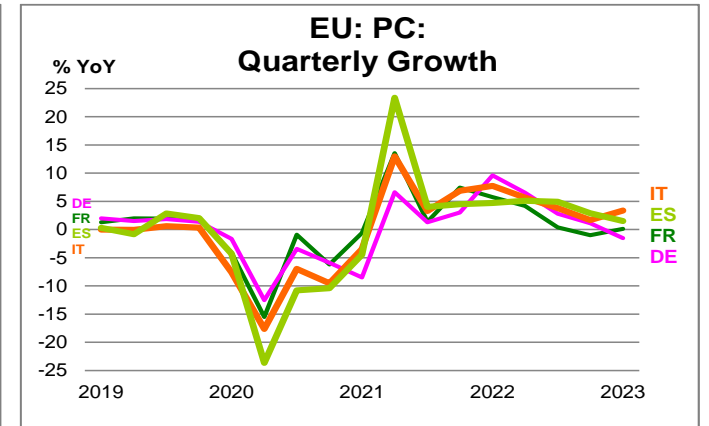
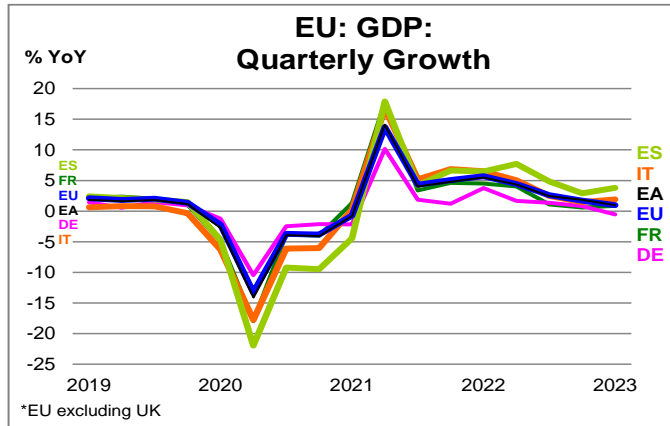
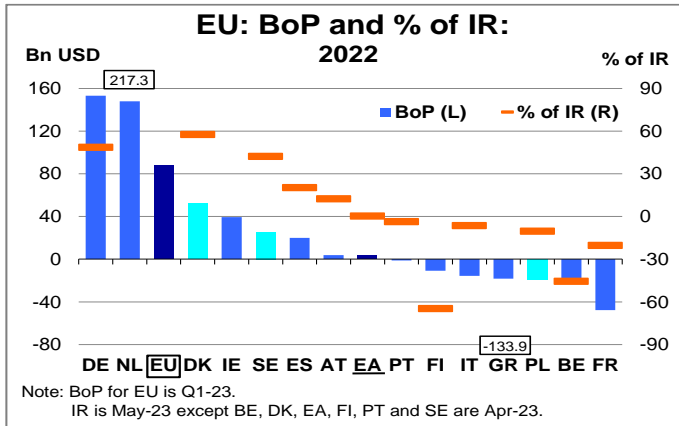
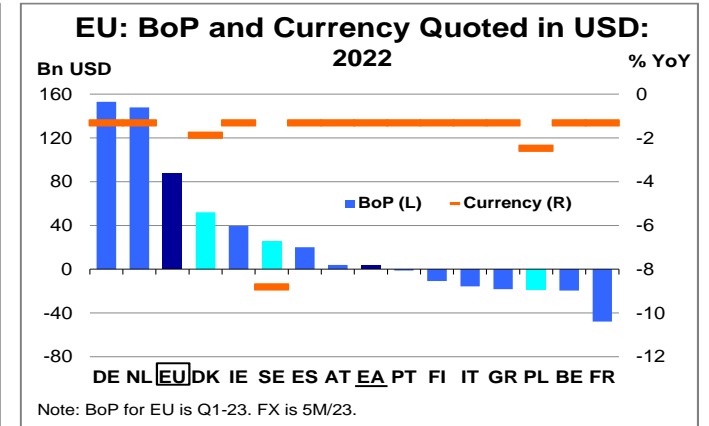
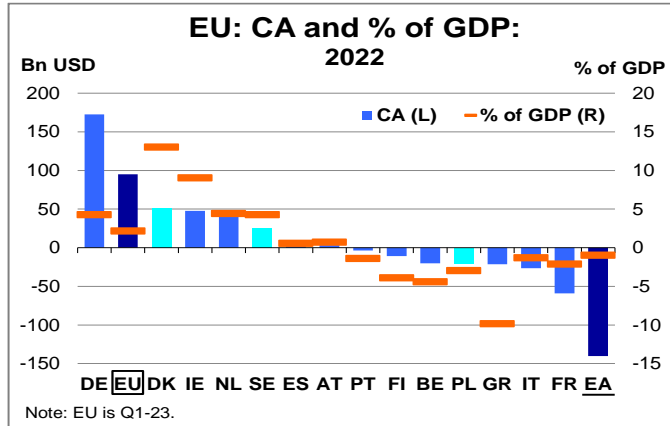
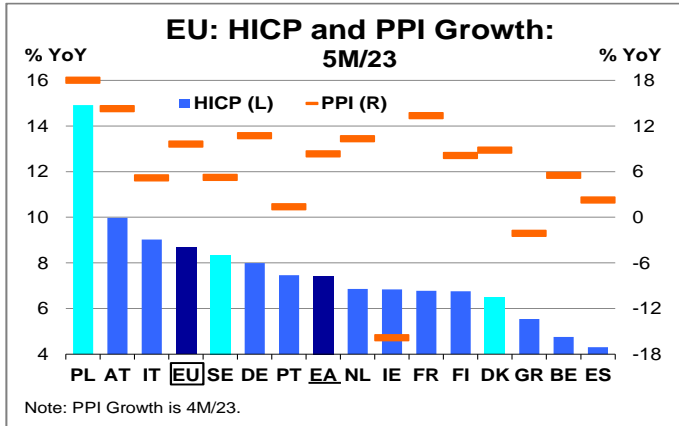
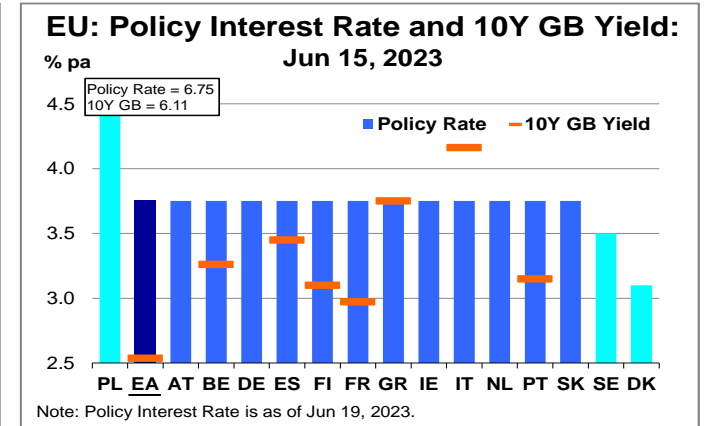
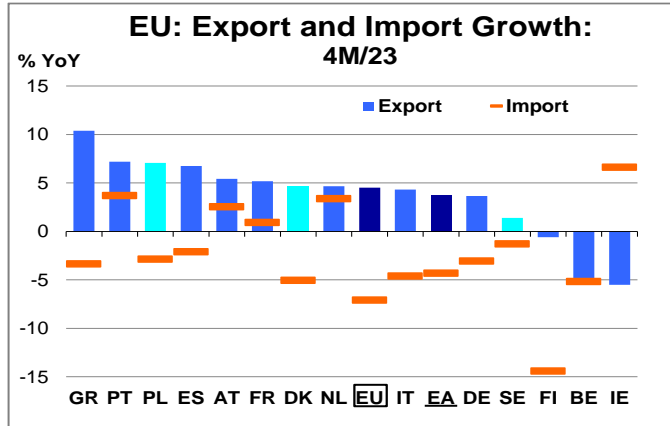
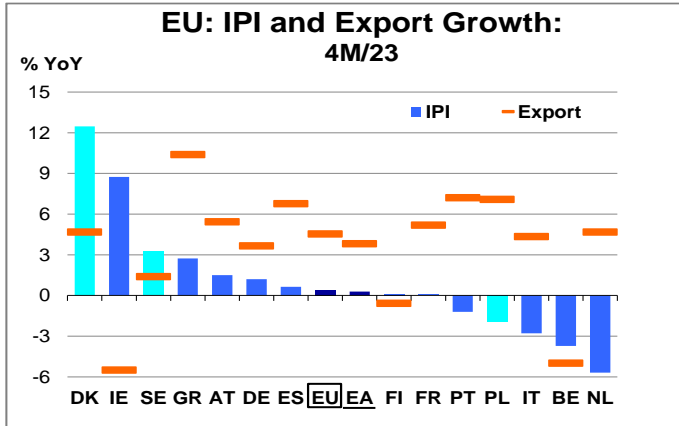
Europe Key Economic and Financial Indicators

19-Jun-23



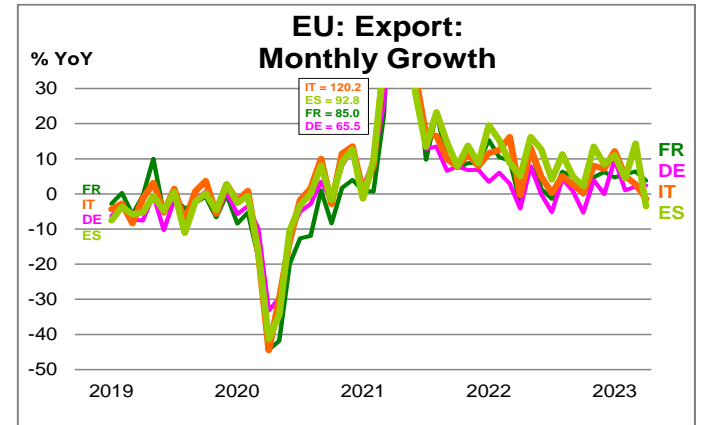
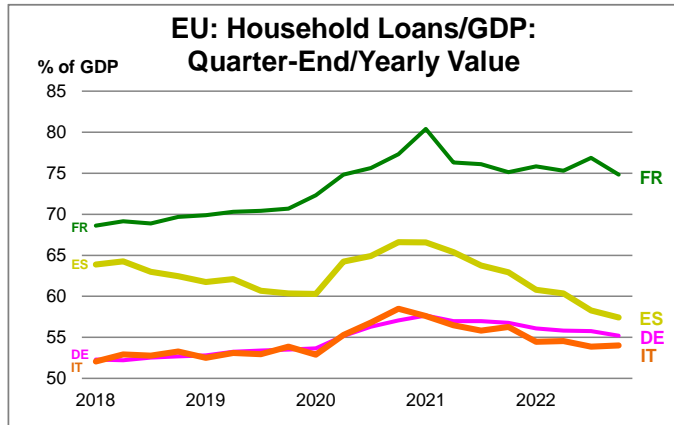
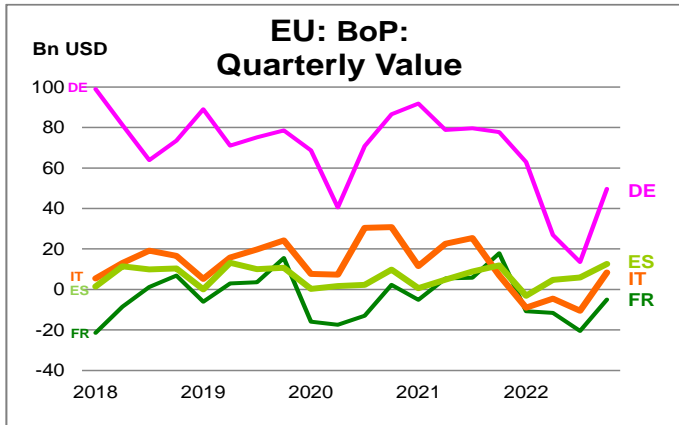
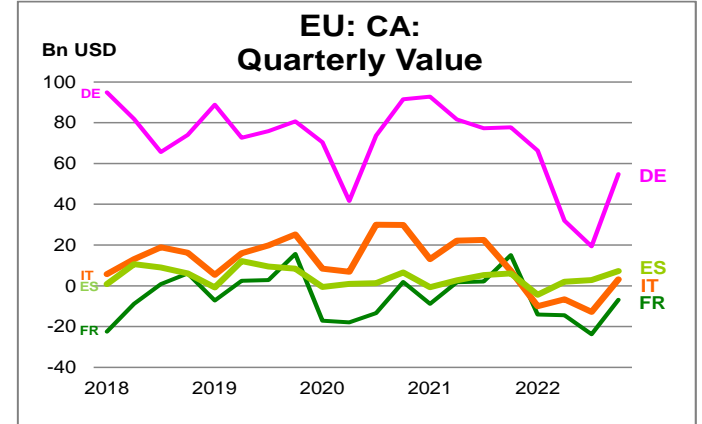
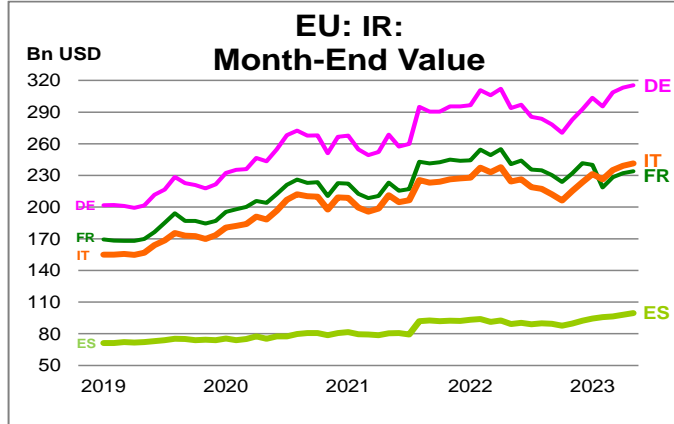
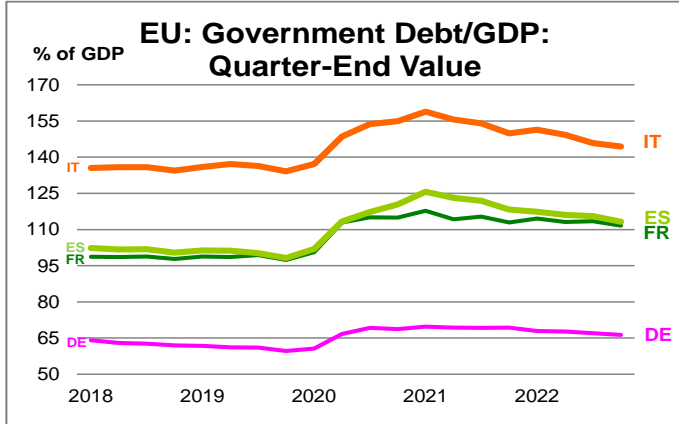
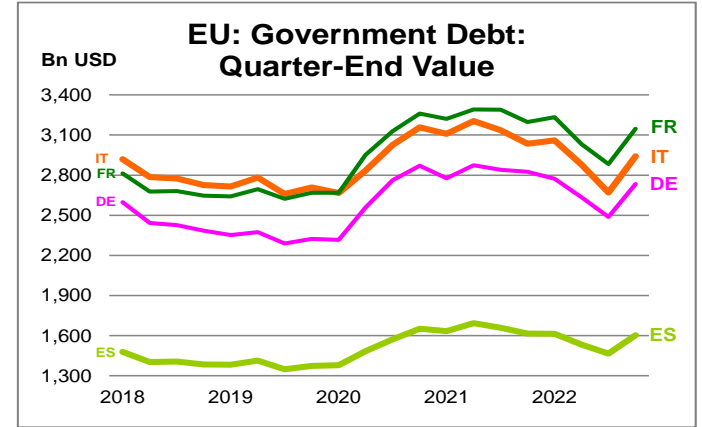
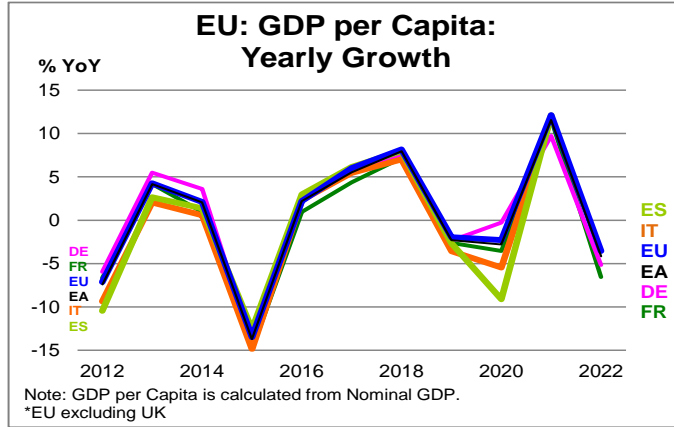
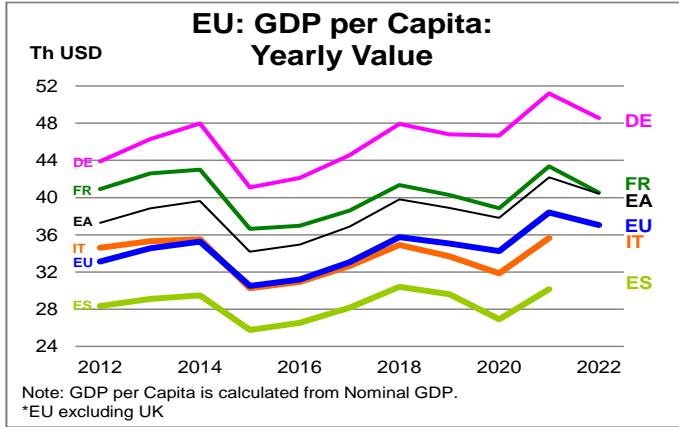
Europe Key Economic and Financial Indicators

19-Jun-23



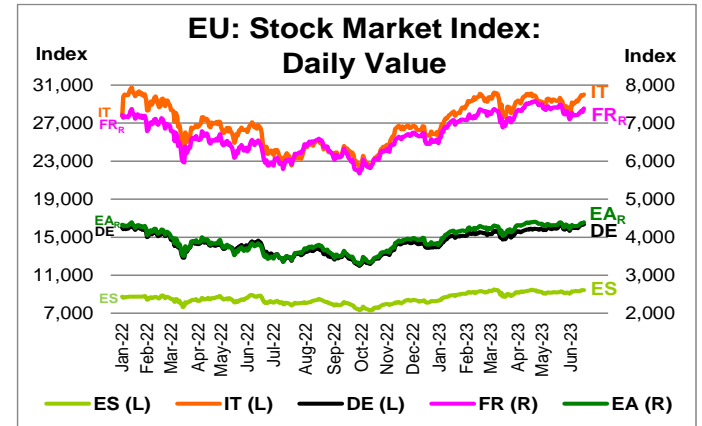
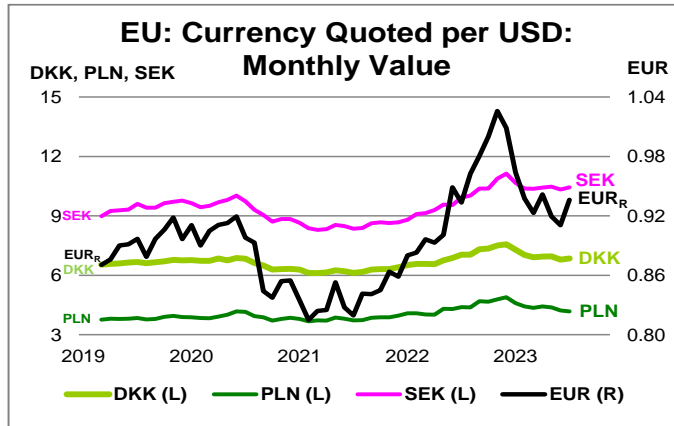
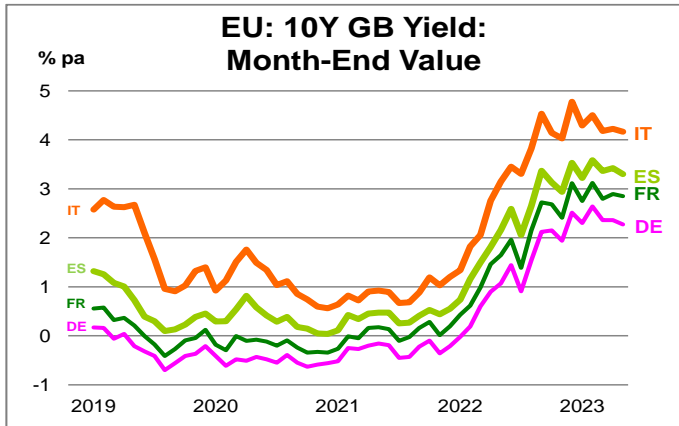
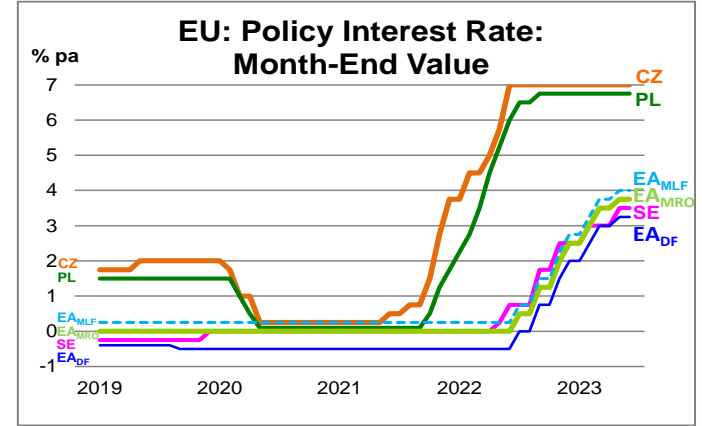
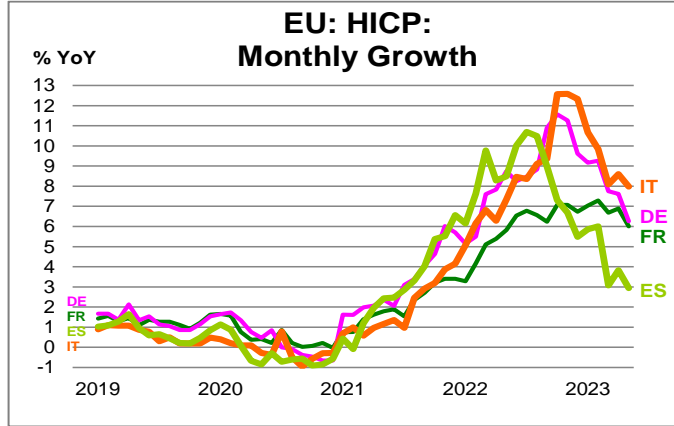
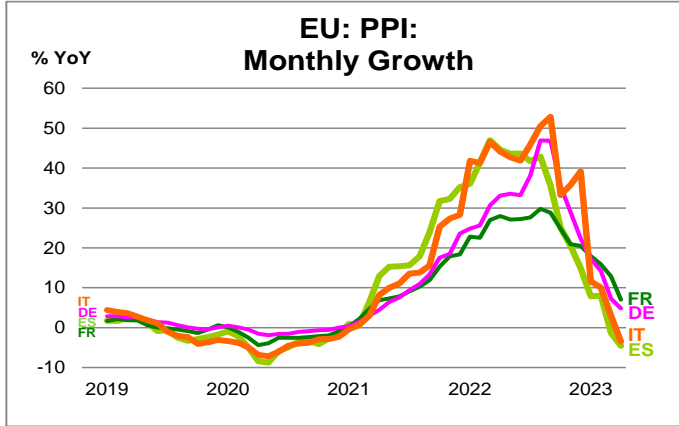
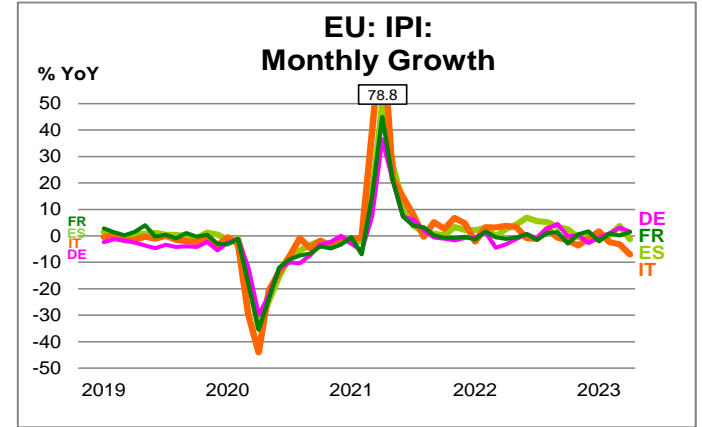
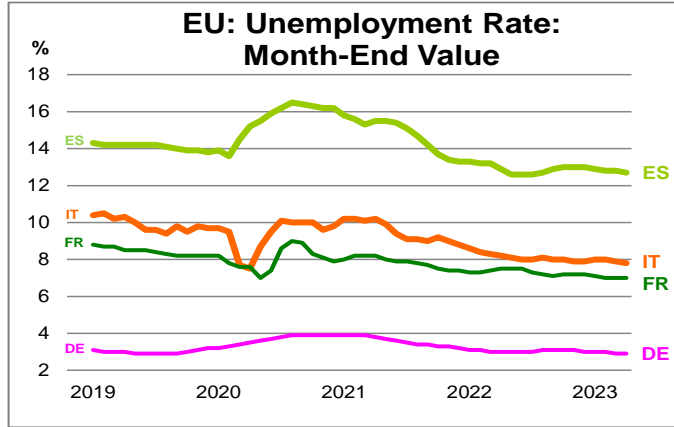
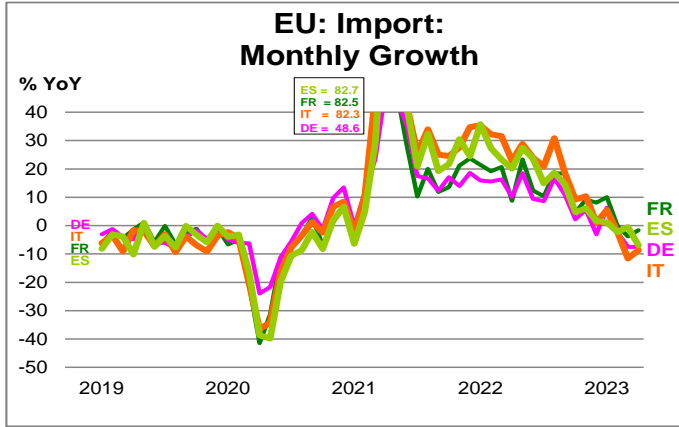
Europe Key Economic and Financial Indicators

19-Jun-23



Europe Key Economic and Financial Indicators

19-Jun-23



Europe Key Economic and Financial Indicators

19-Jun-23

ZOOM

