

Europe Key Economic and Financial Indicators

19-Jan-23

	Quarterly GDP		Quarterly PC	Yearly GDP per Capita	Quarter-End Government Debt		Month-End IR	Quarterly BoP	Quarterly CA	Monthly (USD)			Monthly Harmonised Unemployment	Monthly IPI	Monthly PPI	Monthly HICP	Interest Rates		Monthly FX
	YoY %	2022f %	YoY %	USD Th	USD Bn	% of GDP	USD Bn	USD Bn	USD Bn	Export %	Import %	Trade Balance USD Bn	Rate %	YoY %	YoY %	YoY %	Policy Rate %	10Y GB ¹ Yield %	Per USD
EU27	2.5 ^{Q322}	3.2	1.6 ^{Q322}	38.4 ²⁰²¹	13,627.7	86.4 ^{Q222}	-	-65.9 ^{Q322}	-60.0 ^{Q322}	7.4	11.0	-21.5 ¹¹²²	6.0 ¹¹²²	2.0 ¹¹²²	27.4 ¹¹²²	10.4 ¹²²²	-	-	-
Bulgaria (BG)	3.3 ^{Q322}	3.9	3.7 ^{Q322}	12.3 ²⁰²¹	17.1	21.3 ^{Q222}	37.0 ¹¹²²	0.1 ^{Q322}	0.2 ^{Q322}	24.5	18.4	-0.7 ¹¹²²	4.0 ¹¹²²	6.8 ¹¹²²	25.3 ¹¹²²	14.3 ¹²²²	1.30	1.85	1.83 ¹²²²
Croatia (HR)	5.5 ^{Q322}	5.9	5.1 ^{Q322}	14.6 ²⁰²⁰	47.4	74.3 ^{Q222}	26.7 ¹⁰²²	4.5 ^{Q322}	4.1 ^{Q322}	12.0	16.5	-1.4 ¹¹²²	6.5 ¹¹²²	-1.8 ¹¹²²	20.0 ¹²²²	12.7 ¹²²²	3.00	-	7.14 ¹²²²
Czech (CZ)	1.5 ^{Q322}	1.9	-5.6 ^{Q322}	26.8 ²⁰²¹	117.3	43.5 ^{Q222}	134.9 ¹¹²²	-8.1 ^{Q322}	-8.6 ^{Q322}	8.8	13.3	0.9 ¹¹²²	2.7 ¹¹²²	0.4 ¹¹²²	20.1 ¹²²²	16.8 ¹²²²	7.00	5.02	22.92 ¹²²²
Denmark (DK)	3.2 ^{Q322}	2.6	-5.1 ^{Q322}	67.8 ²⁰²¹	117.8	31.7 ^{Q222}	81.8 ¹¹²²	16.2 ^{Q322}	16.1 ^{Q322}	0.0	-1.9	0.9 ¹¹²²	4.7 ¹¹²²	9.9 ¹¹²²	18.2 ¹²²²	9.6 ¹²²²	1.25	-	7.02 ¹²²²
Hungary (HU)	4.0 ^{Q322}	5.7	5.0 ^{Q322}	18.7 ²⁰²¹	121.0	77.0 ^{Q222}	38.9 ¹¹²²	-4.0 ^{Q322}	-4.5 ^{Q322}	7.8	18.6	-1.8 ¹¹²²	4.1 ¹¹²²	1.0 ¹¹²²	63.5 ¹¹²²	25.0 ¹²²²	13.00	7.34	385 ¹²²²
Poland (PL)	4.5 ^{Q322}	3.8	2.0 ^{Q322}	17.9 ²⁰²¹	321.9	51.6 ^{Q222}	162.8 ¹¹²²	-4.4 ^{Q322}	-5.8 ^{Q322}	3.3	4.3	-0.8 ¹¹²²	3.0 ¹¹²²	4.9 ¹¹²²	28.3 ¹¹²²	15.3 ¹²²²	6.75	6.83	4.42 ¹²²²
Romania (RO)	3.8 ^{Q322}	4.8	3.5 ^{Q322}	15.0 ²⁰²¹	130.6	48.3 ^{Q222}	53.1 ¹¹²²	-7.4 ^{Q322}	-8.6 ^{Q322}	9.7	9.1	-2.7 ¹¹²²	5.4 ¹¹²²	-3.4 ¹¹²²	44.8 ¹¹²²	14.1 ¹²²²	6.75	-	4.65 ¹²²²
Sweden (SE)	2.6 ^{Q322}	2.6	0.7 ^{Q322}	52.8 ²⁰²⁰	184.3	33.4 ^{Q222}	63.5 ¹¹²²	3.2 ^{Q322}	3.0 ^{Q322}	1.0	3.5	-0.5 ¹¹²²	7.2 ¹¹²²	-2.1 ¹¹²²	18.1 ¹¹²²	10.8 ¹²²²	2.50	1.94	10.38 ¹²²²
EA19	2.3 ^{Q322}	3.1	1.7 ^{Q322}	42.4 ²⁰²¹	12,570.3	94.2 ^{Q222}	1,188.5 ¹²²²	48.8 ^{Q222}	-55.1 ^{Q222}	7.0	9.8	-12.1 ¹¹²²	6.5 ¹¹²²	1.9 ¹¹²²	27.1 ¹¹²²	9.2 ¹²²²	2.50	2.19	0.94 ¹²²²
Austria (AT)	2.0 ^{Q322}	4.7	-1.9 ^{Q322}	53.2 ²⁰²¹	368.3	82.7 ^{Q222}	33.2 ¹²²²	1.5 ^{Q322}	1.4 ^{Q322}	1.8	9.3	-2.8 ¹¹²²	5.6 ¹¹²²	4.5 ¹¹²²	22.3 ¹¹²²	10.5 ¹²²²	2.50	-	0.94 ¹²²²
Belgium (BE)	1.9 ^{Q322}	2.4	1.4 ^{Q322}	51.3 ²⁰²¹	595.5	108.3 ^{Q222}	41.4 ¹²²²	-7.2 ^{Q322}	-7.4 ^{Q322}	9.3	2.3	1.7 ¹¹²²	5.5 ¹¹²²	5.5 ¹¹²²	30.6 ¹¹²²	10.2 ¹²²²	2.50	2.84	0.94 ¹²²²
Cyprus (CY)	5.4 ^{Q322}	3.5	7.0 ^{Q322}	30.8 ²⁰²¹	25.1	95.2 ^{Q222}	1.7 ¹²²²	-0.3 ^{Q322}	-0.4 ^{Q322}	-21.8	-10.0	-0.7 ¹¹²²	7.5 ¹¹²²	-2.0 ¹⁰²²	18.5 ¹¹²²	7.6 ¹²²²	2.50	-	0.94 ¹²²²
Estonia (EE)	-2.3 ^{Q322}	1.0	0.7 ^{Q322}	28.0 ²⁰²¹	5.9	16.7 ^{Q222}	2.2 ¹²²²	0.5 ^{Q322}	0.3 ^{Q322}	-8.3	2.4	-0.4 ¹¹²²	5.5 ¹¹²²	-12.2 ¹¹²²	31.5 ¹¹²²	17.5 ¹²²²	2.50	-	0.94 ¹²²²
Finland (FI)	1.4 ^{Q322}	2.1	1.8 ^{Q322}	53.7 ²⁰²¹	195.4	71.6 ^{Q222}	16.1 ¹²²²	-1.7 ^{Q322}	-1.7 ^{Q322}	10.1	-0.8	0.4 ¹¹²²	6.7 ¹¹²²	-2.4 ¹¹²²	19.9 ¹¹²²	8.8 ¹²²²	2.50	2.75	0.94 ¹²²²
France (FR)	1.0 ^{Q322}	2.5	-0.3 ^{Q322}	43.4 ²⁰²¹	3,029.7	113.1 ^{Q222}	243.3 ¹²²²	-17.2 ^{Q322}	-20.3 ^{Q322}	5.0	8.7	-17.6 ¹¹²²	7.0 ¹¹²²	0.8 ¹¹²²	21.5 ¹¹²²	6.7 ¹²²²	2.50	2.64	0.94 ¹²²²
Germany (DE)	1.3 ^{Q322}	1.5	2.0 ^{Q322}	51.2 ²⁰²¹	2,612.3	67.2 ^{Q222}	294.9 ¹²²²	14.3 ^{Q322}	18.9 ^{Q322}	2.9	5.1	11.4 ¹¹²²	3.0 ¹¹²²	-0.3 ¹¹²²	29.0 ¹¹²²	9.6 ¹²²²	2.50	2.19	0.94 ¹²²²
Greece (GR)	2.8 ^{Q322}	5.2	6.2 ^{Q322}	20.2 ²⁰²¹	373.0	182.1 ^{Q222}	12.1 ¹²²²	1.7 ^{Q322}	0.7 ^{Q322}	10.1	12.8	-3.9 ¹¹²²	11.4 ¹¹²²	-0.8 ¹¹²²	25.8 ¹¹²²	7.6 ¹²²²	2.50	4.27	0.94 ¹²²²
Ireland (IE)	10.9 ^{Q322}	9.0	2.2 ^{Q322}	100.6 ²⁰²¹	245.8	51.4 ^{Q222}	13.1 ¹²²²	-10.5 ^{Q322}	-4.5 ^{Q322}	1.3	3.3	5.3 ¹¹²²	4.3 ¹¹²²	35.3 ¹¹²²	-13.0 ¹¹²²	8.2 ¹²²²	2.50	-	0.94 ¹²²²
Italy (IT)	2.6 ^{Q322}	3.2	3.6 ^{Q322}	35.6 ²⁰²¹	2,875.1	150.2 ^{Q222}	225.3 ¹²²²	-7.6 ^{Q322}	-9.1 ^{Q322}	7.7	10.0	1.5 ¹¹²²	7.8 ¹¹²²	-3.5 ¹¹²²	35.7 ¹¹²²	12.3 ¹²²²	2.50	4.77	0.94 ¹²²²
Latvia (LV)	-0.4 ^{Q322}	2.5	6.1 ^{Q322}	21.2 ²⁰²¹	15.7	41.6 ^{Q222}	4.4 ¹²²²	-0.5 ^{Q322}	-0.6 ^{Q322}	10.4	22.8	-0.3 ¹¹²²	7.2 ¹¹²²	4.0 ¹¹²²	51.2 ¹¹²²	20.7 ¹²²²	2.50	-	0.94 ¹²²²
Lithuania (LT)	2.4 ^{Q322}	1.8	-1.0 ^{Q322}	23.7 ²⁰²¹	25.2	39.6 ^{Q222}	5.4 ¹²²²	-0.7 ^{Q322}	-0.8 ^{Q322}	5.8	8.3	-0.5 ¹¹²²	5.9 ¹¹²²	1.1 ¹¹²²	31.2 ¹²²²	20.0 ¹²²²	2.50	-	0.94 ¹²²²
Luxemburg (LU)	3.0 ^{Q322}	1.6	5.4 ^{Q322}	132.5 ²⁰²¹	20.1	25.4 ^{Q222}	2.9 ¹²²²	0.5 ^{Q322}	0.5 ^{Q322}	-0.2	-5.0	-0.7 ¹¹²²	4.6 ¹¹²²	1.7 ¹¹²²	22.1 ¹¹²²	6.2 ¹²²²	2.50	-	0.94 ¹²²²
Malta (MT)	5.2 ^{Q322}	6.2	7.2 ^{Q322}	33.5 ²⁰²¹	8.9	55.1 ^{Q222}	1.2 ¹²²²	0.2 ^{Q322}	0.1 ^{Q322}	26.7	-5.0	-0.3 ¹¹²²	3.2 ¹¹²²	15.1 ¹¹²²	7.7 ¹¹²²	7.3 ¹²²²	2.50	-	0.94 ¹²²²
Netherlands (NL)	3.1 ^{Q322}	4.5	2.9 ^{Q322}	57.6 ²⁰²¹	475.3	50.9 ^{Q222}	63.6 ¹²²²	14.1 ^{Q322}	13.8 ^{Q322}	12.0	6.9	9.5 ¹¹²²	3.6 ¹¹²²	-0.5 ¹¹²²	21.8 ¹¹²²	11.0 ¹²²²	2.50	-	0.94 ¹²²²
Portugal (PT)	4.9 ^{Q322}	6.2	4.4 ^{Q322}	24.3 ²⁰²¹	291.5	123.4 ^{Q222}	32.4 ¹²²²	1.0 ^{Q322}	0.5 ^{Q322}	8.5	6.1	-2.5 ¹¹²²	6.4 ¹¹²²	-0.3 ¹¹²²	6.7 ¹¹²²	9.8 ¹²²²	2.50	3.07	0.94 ¹²²²
Slovakia (SK)	1.4 ^{Q322}	1.8	2.8 ^{Q322}	21.4 ²⁰²¹	64.4	60.3 ^{Q222}	10.3 ¹²²²	-1.8 ^{Q322}	-2.2 ^{Q322}	2.7	6.2	-0.6 ¹¹²²	5.9 ¹¹²²	-11.3 ¹¹²²	38.8 ¹¹²²	15.0 ¹²²²	2.50	-	0.94 ¹²²²
Slovenia (SI)	3.9 ^{Q322}	5.7	2.6 ^{Q322}	29.2 ²⁰²¹	42.6	73.5 ^{Q222}	2.3 ¹²²²	0.2 ^{Q322}	0.3 ^{Q322}	16.8	7.4	0.5 ¹¹²²	4.2 ¹¹²²	-1.6 ¹¹²²	23.2 ¹¹²²	10.8 ¹²²²	2.50	-	0.94 ¹²²²
Spain (ES)	4.4 ^{Q322}	4.3	1.3 ^{Q322}	27.0 ²⁰²⁰	1,532.5	116.1 ^{Q222}	93.0 ¹²²²	5.8 ^{Q322}	3.0 ^{Q322}	13.8	5.6	-2.8 ¹¹²²	12.4 ¹¹²²	-1.0 ¹¹²²	20.7 ¹¹²²	5.5 ¹²²²	2.50	3.12	0.94 ¹²²²

Source: Eurostat, IMF and CEIC, Compiled by the Research Department, Bangkok Bank.

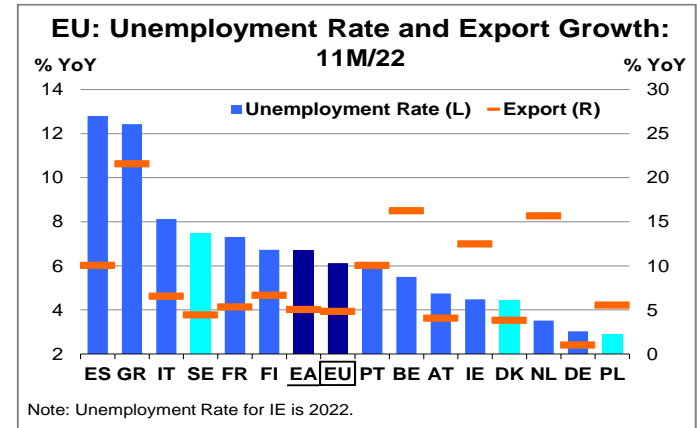
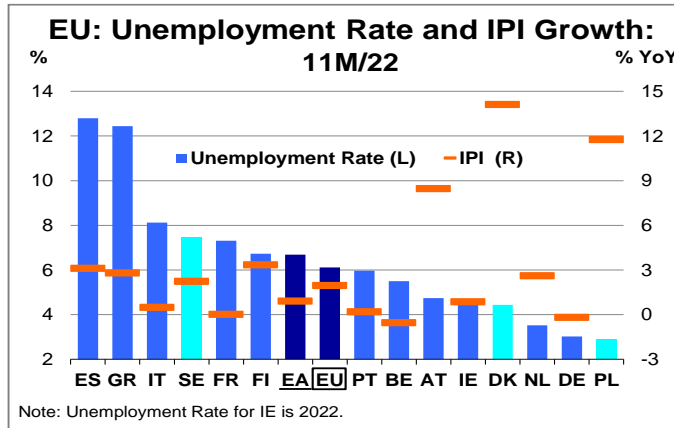
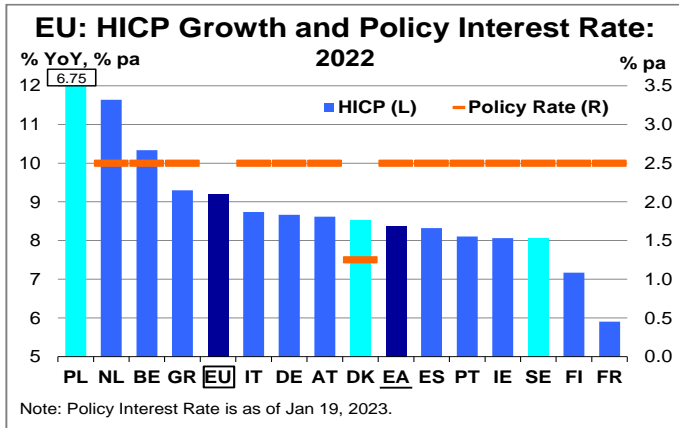
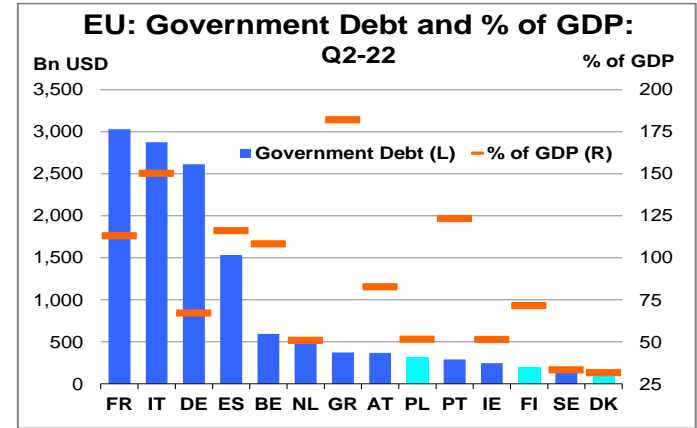
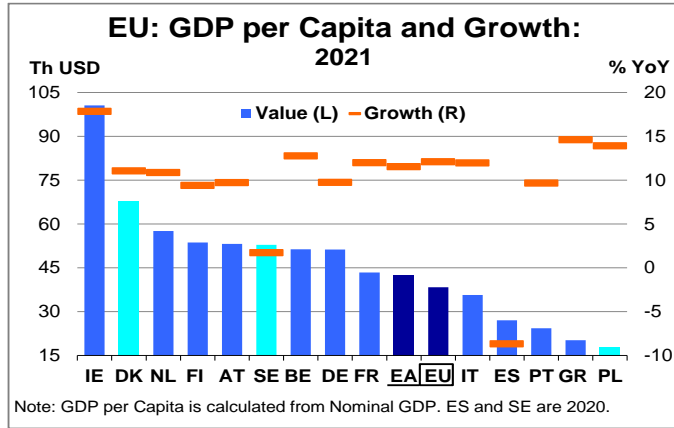
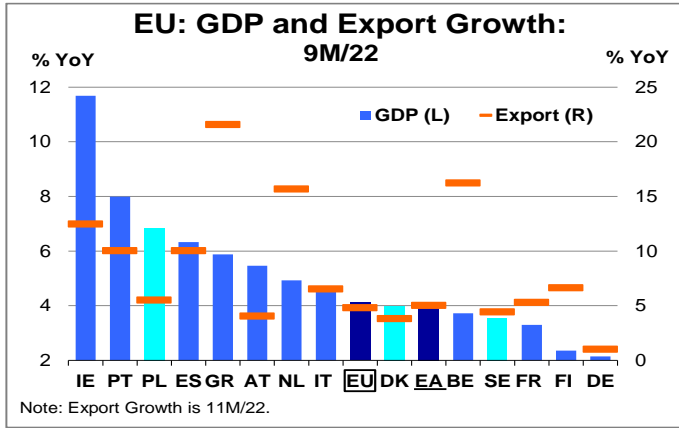
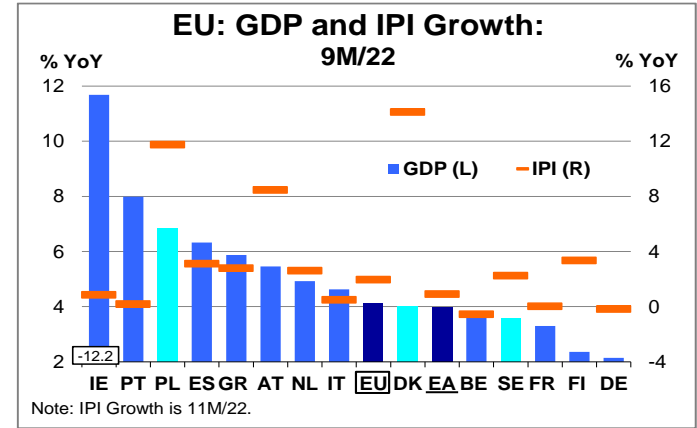
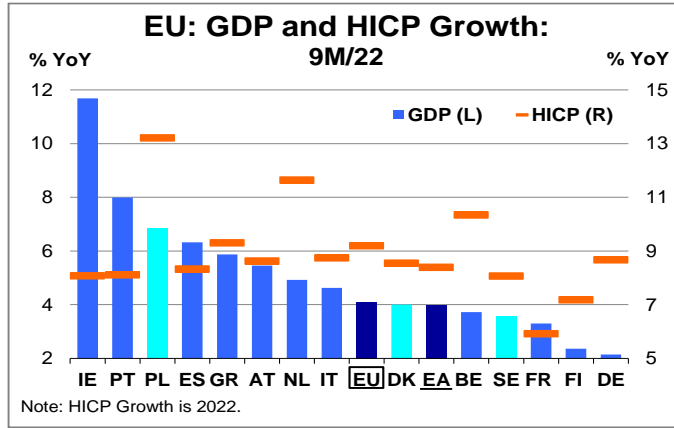
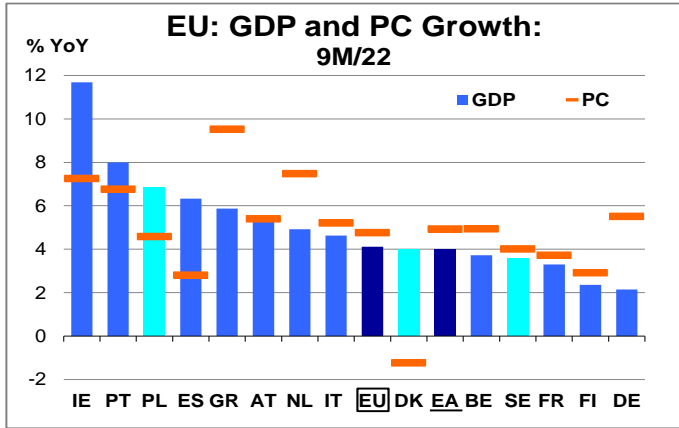
Note GDP per Capita is calculated from Nominal GDP. PC is Private Consumption. IR is International Reserve. BoP is Balance of Payments. CA is Current Account. IPI is Industrial Production Index. PPI is Producer Price Index.

HICP is Harmonised Index of Consumer Prices. 10Y GB is 10-Year Government Bond. FX is Foreign Exchange Rate.

*Jan 17, 2023

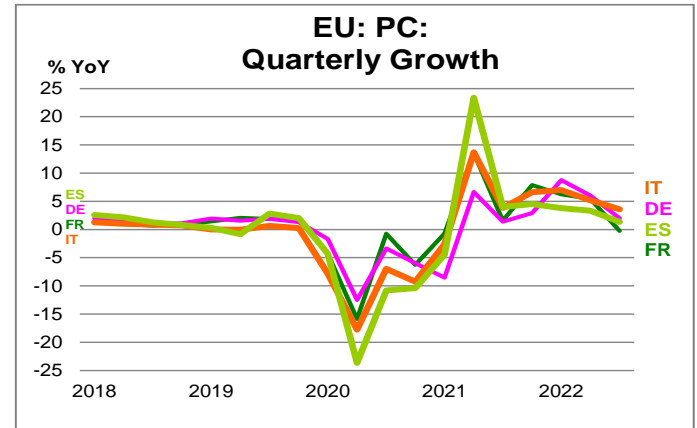
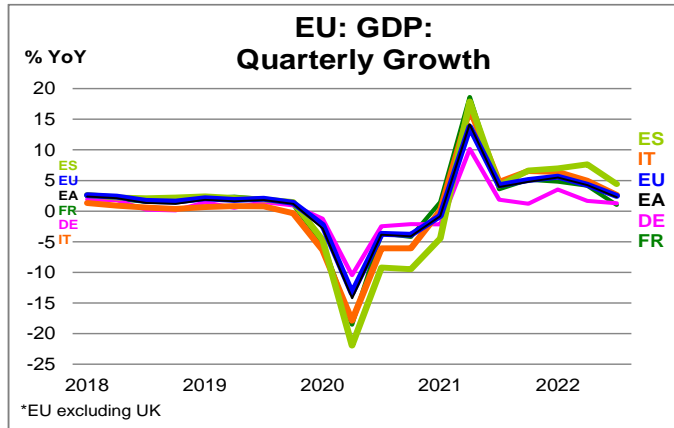
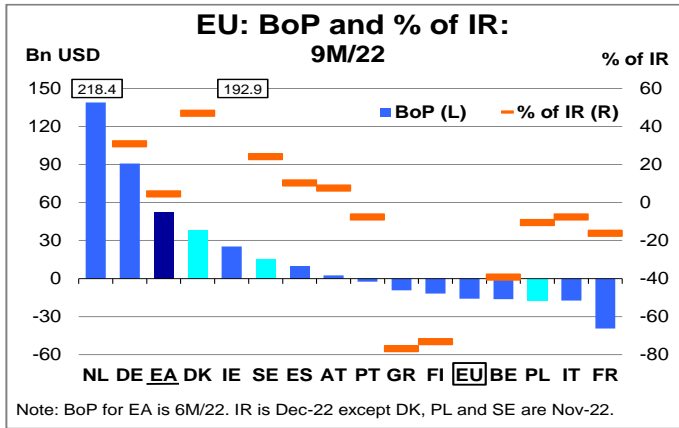
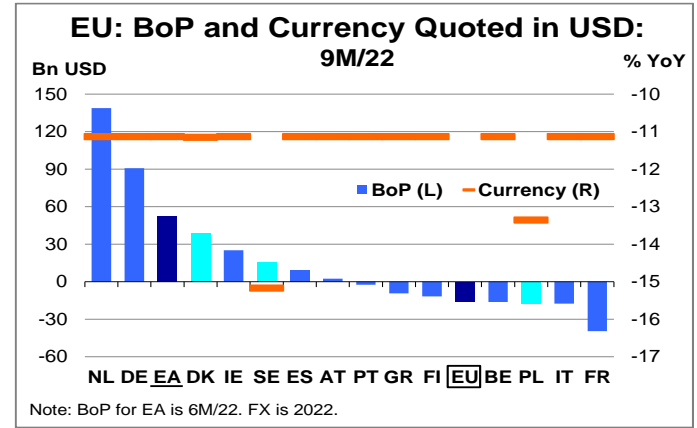
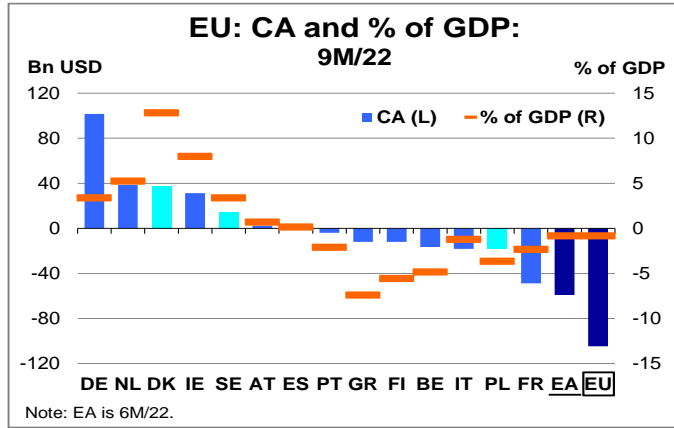
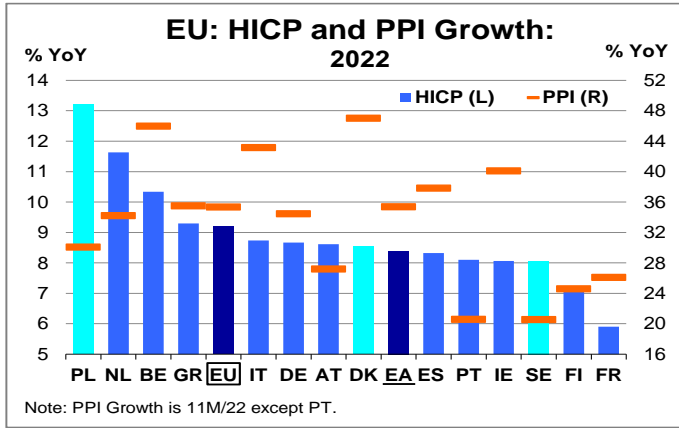
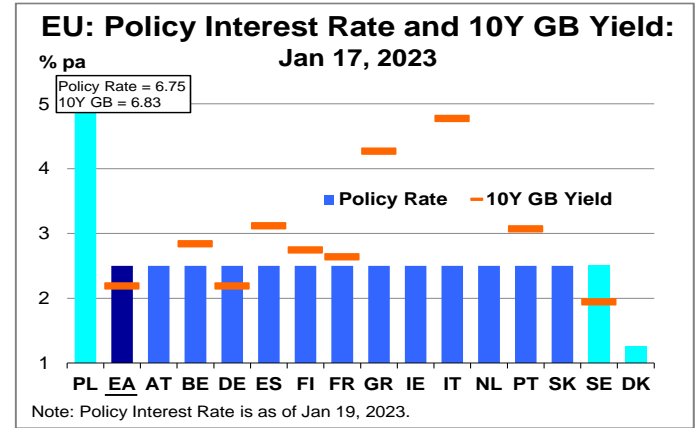
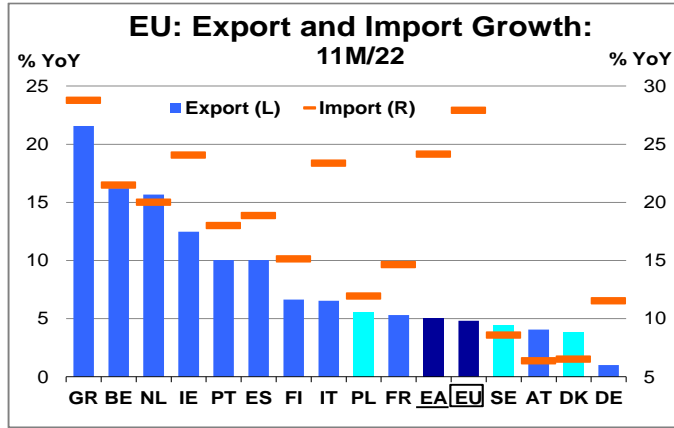
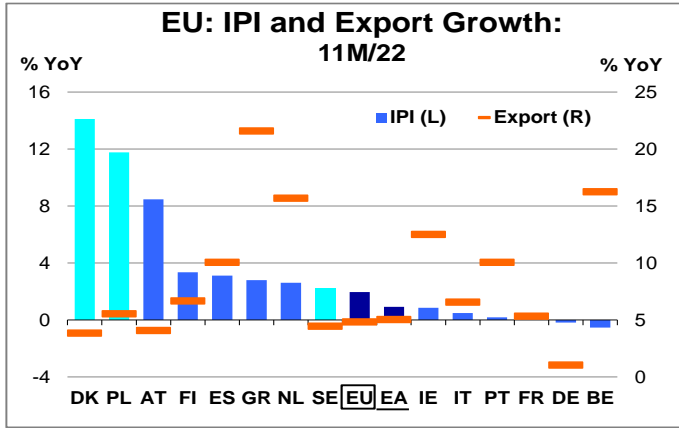
Europe Key Economic and Financial Indicators

19-Jan-23



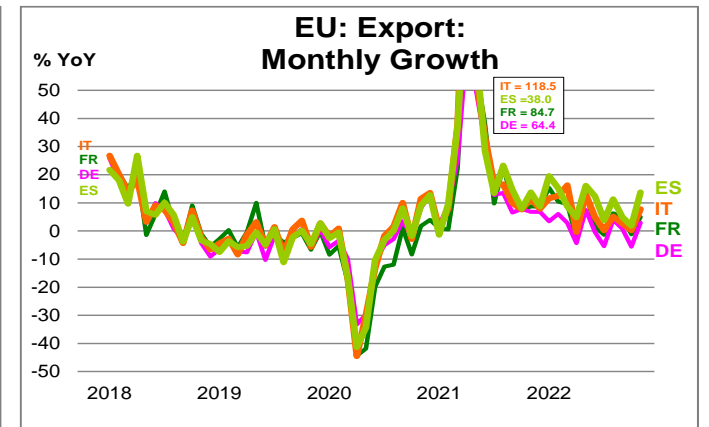
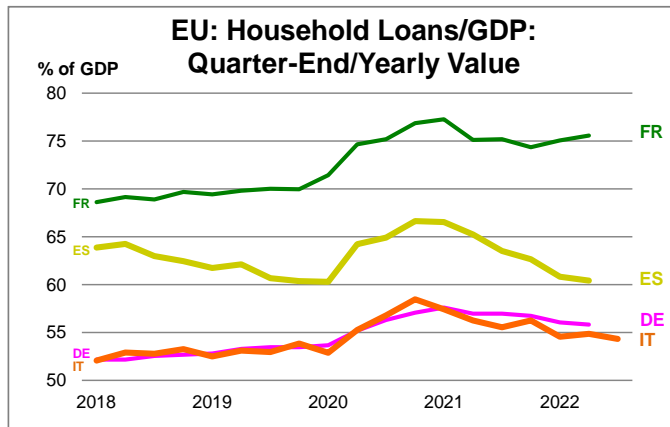
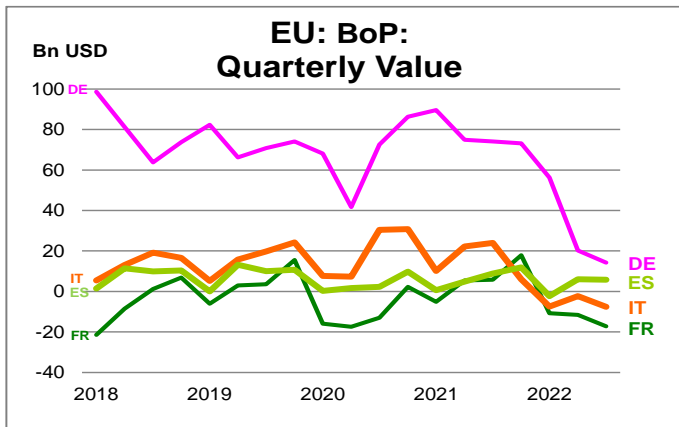
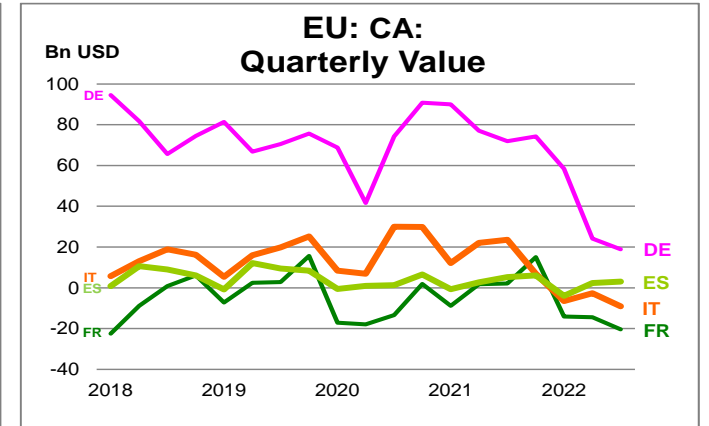
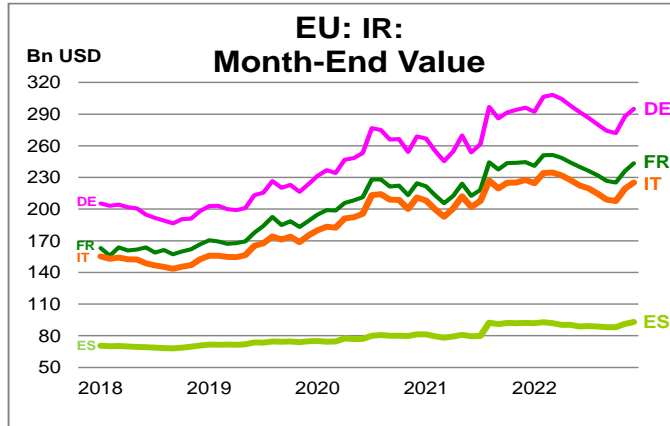
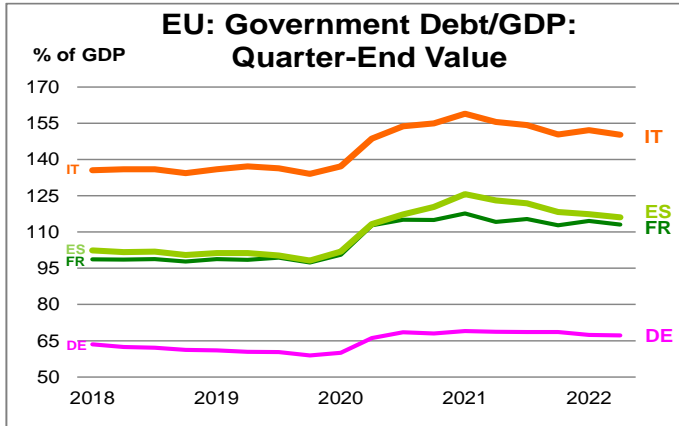
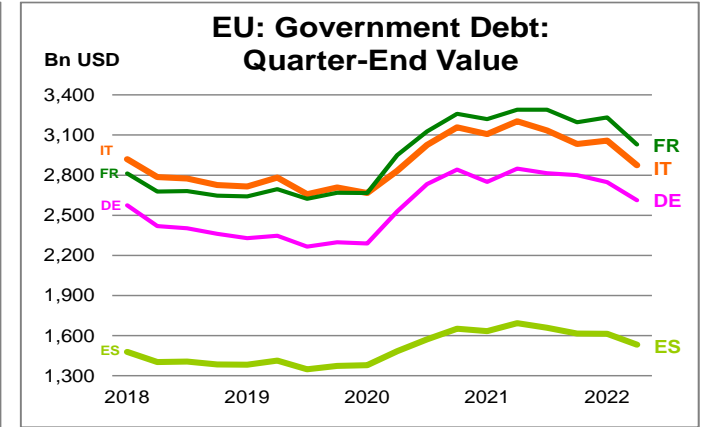
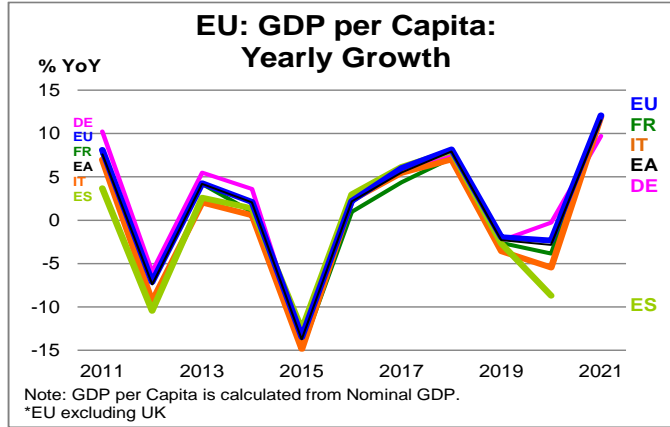
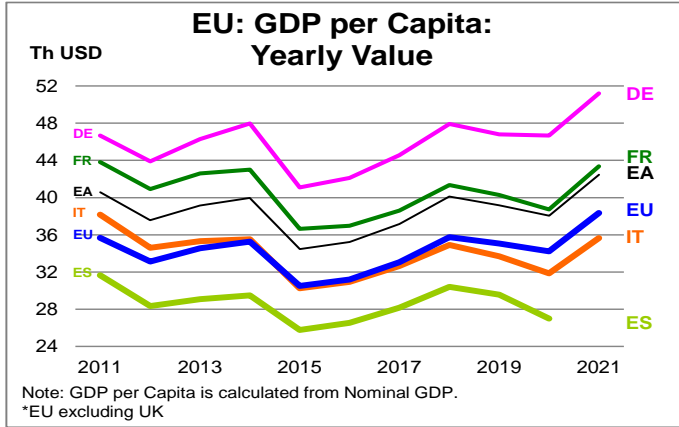
Europe Key Economic and Financial Indicators

19-Jan-23



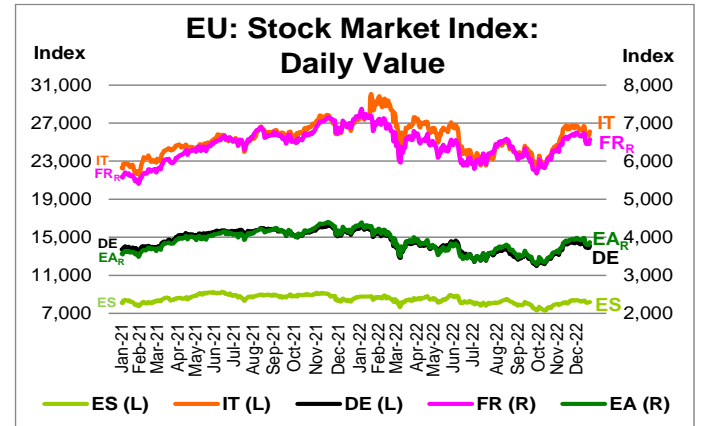
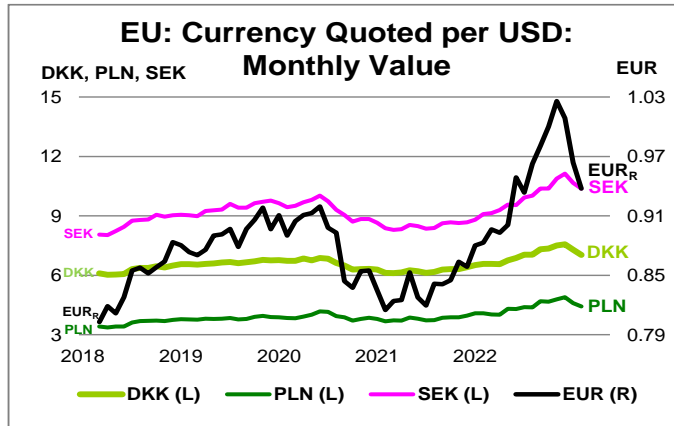
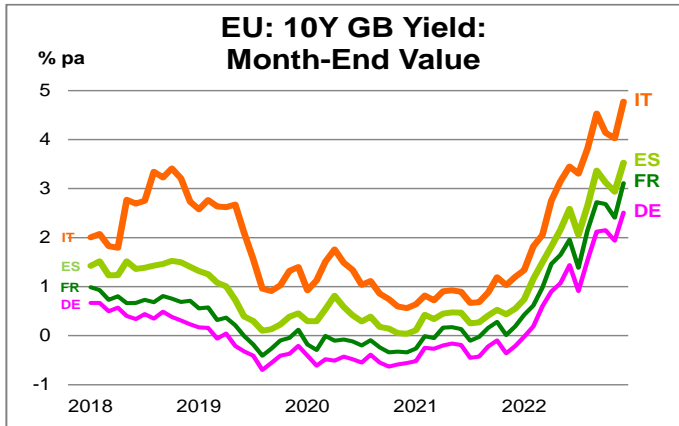
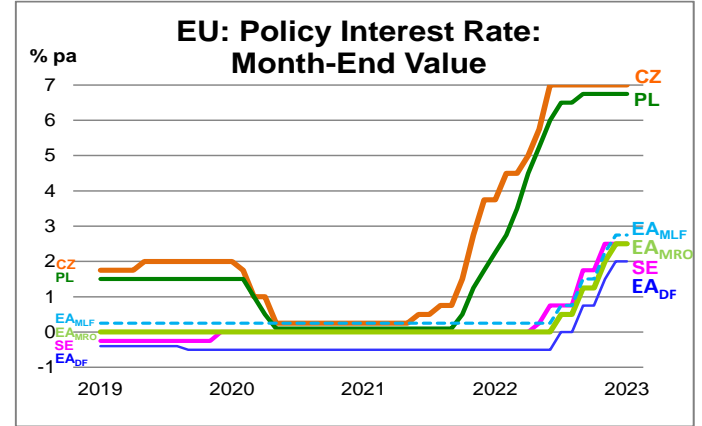
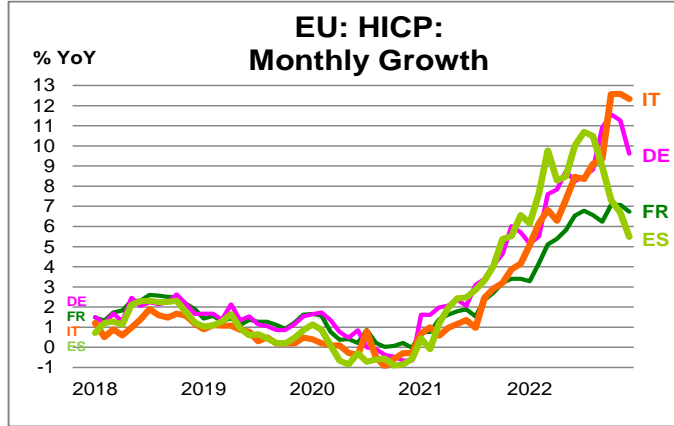
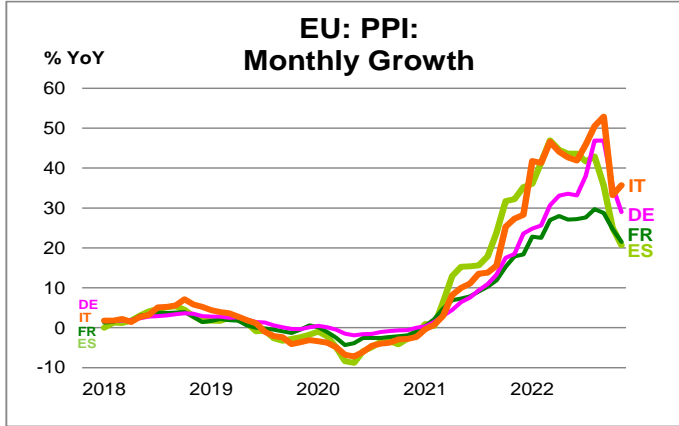
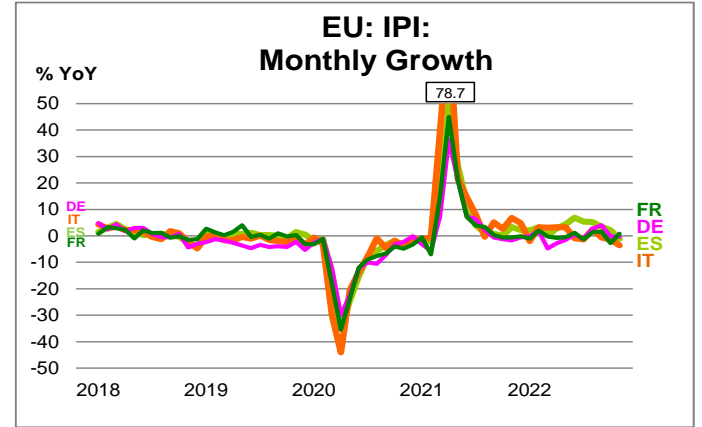
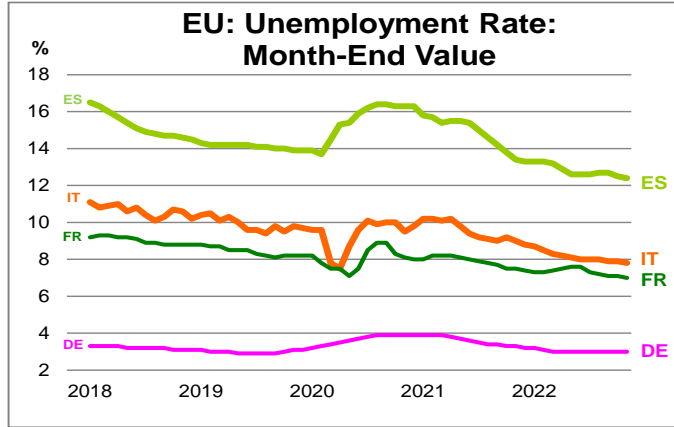
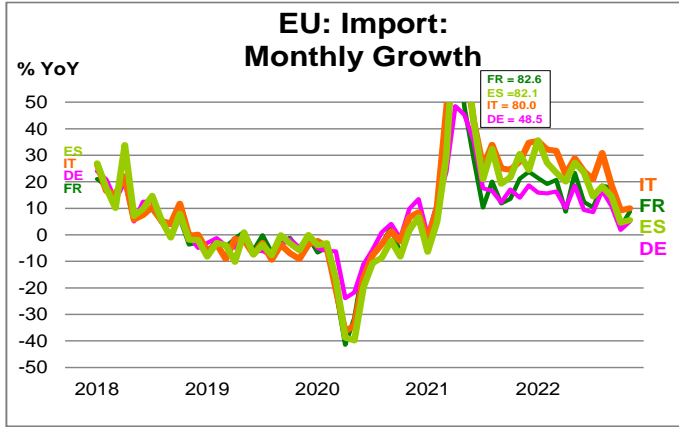
Europe Key Economic and Financial Indicators

19-Jan-23



Europe Key Economic and Financial Indicators

19-Jan-23



Europe Key Economic and Financial Indicators

19-Jan-23

ZOOM

