

Europe Key Economic and Financial Indicators

24-Jan-25

	Quarterly GDP		Quarterly PC	Yearly GDP per Capita	Quarter-End Government Debt		Month-End IR	Quarterly BoP	Quarterly CA	Monthly (USD)			Monthly Harmonised Unemployment	Monthly IPI	Monthly PPI	Monthly HICP	Interest Rates		Monthly FX
	YoY %	2024f %	YoY %	USD Th	USD Bn	% of GDP	USD Bn	USD Bn	USD Bn	YoY %	YoY %	USD Bn	Rate %	YoY %	YoY %	YoY %	Policy Rate %	10Y GB ¹ Yield %	Per USD
EU27	1.0 ^{Q324}	1.0	1.1 ^{Q324}	41.2 ²⁰²³	16,210.7	81.6 ^{Q324}	-	138.3 ^{Q324}	140.2 ^{Q324}	-4.5	-3.3	15.1 ¹¹²⁴	5.9 ¹¹²⁴	-1.6 ¹¹²⁴	-1.1 ¹¹²⁴	2.7 ¹²²⁴	-	-	-
Bulgaria (BG)	2.4 ^{Q324}	2.3	3.8 ^{Q324}	15.9 ²⁰²³	27.9	24.6 ^{Q324}	44.0 ¹²²⁴	2.1 ^{Q324}	1.7 ^{Q324}	-7.8	-2.5	-1.0 ¹¹²⁴	3.9 ¹¹²⁴	2.3 ¹¹²⁴	1.0 ¹¹²⁴	2.1 ¹²²⁴	2.95	3.93	1.88 ¹²²⁴
Czech (CZ)	1.4 ^{Q324}	1.1	2.2 ^{Q324}	31.5 ²⁰²³	153.4	43.6 ^{Q324}	147.6 ¹²²⁴	0.4 ^{Q324}	-0.4 ^{Q324}	-1.3	-4.0	3.5 ¹¹²⁴	2.8 ¹¹²⁴	-2.6 ¹¹²⁴	1.7 ¹¹²⁴	3.3 ¹²²⁴	4.00	4.25	23.98 ¹²²⁴
Denmark (DK)	3.1 ^{Q324}	1.9	1.2 ^{Q324}	68.4 ²⁰²³	145.1	33.6 ^{Q324}	97.5 ¹¹²⁴	16.4 ^{Q324}	16.5 ^{Q324}	0.2	-1.2	0.7 ¹¹²⁴	6.7 ¹¹²⁴	-1.8 ¹¹²⁴	4.7 ¹²²⁴	1.8 ¹²²⁴	2.60	-	7.11 ¹²²⁴
Hungary (HU)	-0.7 ^{Q324}	1.5	4.5 ^{Q324}	22.2 ²⁰²³	171.0	76.0 ^{Q324}	46.7 ¹²²⁴	1.1 ^{Q324}	0.7 ^{Q324}	-6.4	-1.5	0.5 ¹¹²⁴	4.5 ¹¹²⁴	-2.9 ¹¹²⁴	3.2 ¹¹²⁴	4.8 ¹²²⁴	6.50	6.84	393 ¹²²⁴
Poland (PL)	1.7 ^{Q324}	2.8	0.9 ^{Q324}	21.5 ²⁰²³	496.4	53.5 ^{Q324}	224.4 ¹²²⁴	-2.2 ^{Q324}	-4.7 ^{Q324}	-9.0	-4.0	-1.1 ¹¹²⁴	3.0 ¹¹²⁴	0.9 ¹¹²⁴	-4.3 ¹¹²⁴	3.9 ¹²²⁴	5.75	5.55	4.08 ¹²²⁴
Romania (RO)	-0.1 ^{Q324}	1.9	5.9 ^{Q324}	18.4 ²⁰²³	206.2	53.1 ^{Q324}	73.8 ¹²²⁴	-8.9 ^{Q324}	-9.9 ^{Q324}	-1.8	2.6	-3.0 ¹¹²⁴	5.3 ¹¹²⁴	-1.3 ¹¹²⁴	-1.7 ¹¹²⁴	5.5 ¹²²⁴	6.50	-	4.75 ¹²²⁴
Sweden (SE)	0.6 ^{Q324}	0.9	0.3 ^{Q324}	55.3 ²⁰²²	200.0	31.6 ^{Q324}	64.6 ¹¹²⁴	9.0 ^{Q324}	9.1 ^{Q324}	-7.9	-6.6	0.7 ¹¹²⁴	8.3 ¹¹²⁴	0.8 ¹¹²⁴	0.6 ¹¹²⁴	1.6 ¹²²⁴	2.75	2.27	10.97 ¹²²⁴
EA20	0.9 ^{Q324}	0.8	1.0 ^{Q324}	45.0 ²⁰²³	14,810.8	88.2 ^{Q324}	1,459.8 ¹²²⁴	156.5 ^{Q324}	153.5 ^{Q324}	-5.0	-4.3	17.3 ¹¹²⁴	6.3 ¹¹²⁴	-1.9 ¹¹²⁴	-1.2 ¹¹²⁴	2.4 ¹²²⁴	3.15	2.59	0.96 ¹²²⁴
Austria (AT)	-0.8 ^{Q324}	-0.6	-0.3 ^{Q324}	56.1 ²⁰²³	446.1	83.2 ^{Q324}	35.7 ¹²²⁴	-0.3 ^{Q324}	1.6 ^{Q324}	-12.1	-9.4	1.4 ¹¹²⁴	5.0 ¹¹²⁴	-4.9 ¹¹²⁴	-4.5 ¹¹²⁴	2.1 ¹²²⁴	3.15	-	0.96 ¹²²⁴
Belgium (BE)	1.2 ^{Q324}	1.1	2.4 ^{Q324}	54.8 ²⁰²³	720.0	105.6 ^{Q324}	41.8 ¹²²⁴	-2.9 ^{Q324}	-1.8 ^{Q324}	-10.4	-10.8	0.5 ¹¹²⁴	5.8 ¹¹²⁴	8.8 ¹¹²⁴	0.6 ¹¹²⁴	4.4 ¹²²⁴	3.15	3.23	0.96 ¹²²⁴
Croatia (HR)	4.1 ^{Q324}	3.4	5.1 ^{Q324}	18.6 ²⁰²²	56.0	59.7 ^{Q324}	29.6 ¹²²²	5.7 ^{Q324}	5.3 ^{Q324}	-6.7	-1.0	-1.4 ¹¹²⁴	4.5 ¹¹²⁴	-6.7 ¹¹²⁴	-2.2 ¹²²⁴	4.5 ¹²²⁴	3.15	-	0.96 ¹²²⁴
Cyprus (CY)	3.8 ^{Q324}	3.3	3.3 ^{Q324}	34.8 ²⁰²³	25.6	69.7 ^{Q324}	2.1 ¹²²⁴	-0.1 ^{Q324}	0.0 ^{Q324}	-52.3	0.5	-0.8 ¹¹²⁴	4.4 ¹¹²⁴	-2.1 ¹¹²⁴	-2.0 ¹¹²⁴	3.1 ¹²²⁴	3.15	-	0.96 ¹²²⁴
Estonia (EE)	-0.6 ^{Q324}	-0.9	-1.5 ^{Q324}	30.2 ²⁰²³	10.5	24.0 ^{Q324}	2.1 ¹²²⁴	-0.1 ^{Q324}	-0.3 ^{Q324}	-0.2	-3.6	-0.2 ¹¹²⁴	7.5 ¹¹²⁴	-0.1 ¹¹²⁴	-0.2 ¹²²⁴	4.1 ¹²²⁴	3.15	-	0.96 ¹²²⁴
Finland (FI)	0.4 ^{Q324}	-0.2	-1.5 ^{Q324}	53.0 ²⁰²³	251.7	81.5 ^{Q324}	18.3 ¹¹²⁴	2.6 ^{Q324}	2.5 ^{Q324}	-28.9	-11.9	0.0 ¹¹²⁴	8.9 ¹¹²⁴	2.8 ¹¹²⁴	-2.4 ¹¹²⁴	1.6 ¹²²⁴	3.15	2.93	0.96 ¹²²⁴
France (FR)	1.2 ^{Q324}	1.1	1.0 ^{Q324}	44.7 ²⁰²³	3,698.0	113.8 ^{Q324}	285.3 ¹²²⁴	1.9 ^{Q324}	0.3 ^{Q324}	-8.7	-7.8	-9.0 ¹¹²⁴	7.7 ¹¹²⁴	-1.2 ¹¹²⁴	-5.2 ¹¹²⁴	1.8 ¹²²⁴	3.15	3.02	0.96 ¹²²⁴
Germany (DE)	-0.3 ^{Q324}	-0.2	-0.1 ^{Q324}	53.6 ²⁰²³	2,990.8	62.4 ^{Q324}	380.9 ¹²²⁴	55.3 ^{Q324}	59.4 ^{Q324}	-9.6	-8.4	21.5 ¹¹²⁴	3.4 ¹¹²⁴	-3.4 ¹¹²⁴	0.8 ¹²²⁴	-2.8 ¹²²⁴	3.15	2.51	0.96 ¹²²⁴
Greece (GR)	2.4 ^{Q324}	2.3	2.1 ^{Q324}	23.4 ²⁰²³	415.2	158.2 ^{Q324}	15.3 ¹²²⁴	0.3 ^{Q324}	0.4 ^{Q324}	-9.7	-0.3	-3.4 ¹¹²⁴	9.6 ¹¹²⁴	4.9 ¹¹²⁴	0.2 ¹¹²⁴	2.9 ¹²²⁴	3.15	3.45	0.96 ¹²²⁴
Ireland (IE)	2.5 ^{Q324}	-0.2	2.3 ^{Q324}	104.4 ²⁰²³	243.4	42.2 ^{Q324}	12.8 ¹²²⁴	25.0 ^{Q324}	25.4 ^{Q324}	25.2	-20.9	9.4 ¹¹²⁴	4.2 ¹²²⁴	-5.9 ¹¹²⁴	5.4 ¹¹²⁴	1.0 ¹²²⁴	3.15	-	0.96 ¹²²⁴
Italy (IT)	0.4 ^{Q324}	0.6	0.4 ^{Q324}	38.2 ²⁰²³	3,315.6	136.3 ^{Q324}	292.8 ¹²²⁴	12.1 ^{Q324}	11.5 ^{Q324}	-6.0	-6.5	4.5 ¹¹²⁴	5.7 ¹¹²⁴	-1.6 ¹¹²⁴	-0.7 ¹¹²⁴	1.4 ¹²²⁴	3.15	3.53	0.96 ¹²²⁴
Latvia (LV)	-1.0 ^{Q324}	1.2	0.7 ^{Q324}	22.5 ²⁰²³	21.1	47.7 ^{Q324}	5.2 ¹²²⁴	-0.4 ^{Q324}	-0.5 ^{Q324}	-13.8	-21.2	-0.1 ¹¹²⁴	6.8 ¹¹²⁴	-3.4 ¹¹²⁴	-5.0 ¹¹²⁴	3.4 ¹²²⁴	3.15	-	0.96 ¹²²⁴
Lithuania (LT)	2.4 ^{Q324}	2.4	3.8 ^{Q324}	27.8 ²⁰²³	33.0	38.4 ^{Q324}	7.5 ¹²²⁴	0.8 ^{Q324}	0.6 ^{Q324}	-10.3	-12.6	-0.4 ¹¹²⁴	6.9 ¹¹²⁴	5.2 ¹¹²⁴	-0.3 ¹²²⁴	1.9 ¹²²⁴	3.15	-	0.96 ¹²²⁴
Luxemburg (LU)	1.2 ^{Q324}	1.3	3.8 ^{Q324}	127.6 ²⁰²³	24.5	26.6 ^{Q324}	2.8 ¹¹²⁴	2.4 ^{Q324}	2.4 ^{Q324}	-7.5	-4.7	-0.8 ¹¹²⁴	6.3 ¹¹²⁴	-3.9 ¹¹²⁴	-6.6 ¹¹²⁴	1.6 ¹²²⁴	3.15	-	0.96 ¹²²⁴
Malta (MT)	5.4 ^{Q324}	5.0	5.0 ^{Q324}	40.1 ²⁰²³	11.2	45.3 ^{Q324}	1.4 ¹²²⁴	0.5 ^{Q324}	0.5 ^{Q324}	-4.1	-19.2	-0.1 ¹¹²⁴	3.0 ¹¹²⁴	13.2 ¹¹²⁴	0.6 ¹¹²⁴	1.8 ¹²²⁴	3.15	-	0.96 ¹²²⁴
Netherlands (NL)	1.9 ^{Q324}	0.9	1.8 ^{Q324}	64.3 ²⁰²³	526.5	42.2 ^{Q324}	81.0 ¹¹²⁴	28.8 ^{Q324}	29.4 ^{Q324}	-4.2	-2.7	9.7 ¹¹²⁴	3.7 ¹²²⁴	1.6 ¹¹²⁴	-1.1 ¹¹²⁴	3.9 ¹²²⁴	3.15	-	0.96 ¹²²⁴
Portugal (PT)	1.9 ^{Q324}	1.9	4.2 ^{Q324}	27.8 ²⁰²³	304.7	97.5 ^{Q324}	42.8 ¹²²⁴	4.4 ^{Q324}	3.7 ^{Q324}	-5.2	1.2	-2.6 ¹¹²⁴	6.7 ¹¹²⁴	-2.3 ¹¹²⁴	2.0 ¹¹²⁴	3.1 ¹²²⁴	3.15	2.95	0.96 ¹²²⁴
Slovakia (SK)	1.7 ^{Q324}	2.2	1.4 ^{Q324}	24.4 ²⁰²³	86.7	60.3 ^{Q324}	14.6 ¹²²⁴	-0.9 ^{Q324}	-1.0 ^{Q324}	-0.8	-0.1	0.3 ¹¹²⁴	5.3 ¹¹²⁴	0.9 ¹¹²⁴	-18.4 ¹¹²⁴	3.2 ¹²²⁴	3.15	-	0.96 ¹²²⁴
Slovenia (SI)	1.0 ^{Q324}	1.5	2.1 ^{Q324}	32.2 ²⁰²³	49.5	66.9 ^{Q324}	2.9 ¹²²⁴	1.2 ^{Q324}	1.2 ^{Q324}	-1.3	0.9	0.0 ¹¹²⁴	5.2 ¹¹²⁴	-0.9 ¹¹²⁴	-0.2 ¹²²⁴	2.0 ¹²²⁴	3.15	-	0.96 ¹²²⁴
Spain (ES)	3.3 ^{Q324}	3.1	3.0 ^{Q324}	33.5 ²⁰²³	1,831.8	104.3 ^{Q324}	108.6 ¹²²⁴	21.4 ^{Q324}	17.3 ^{Q324}	-11.3	-5.5	-5.2 ¹¹²⁴	11.2 ¹¹²⁴	-0.8 ¹¹²⁴	0.9 ¹¹²⁴	2.8 ¹²²⁴	3.15	3.19	0.96 ¹²²⁴

Source: Eurostat, IMF and CEIC, Compiled by the Research Department, Bangkok Bank.

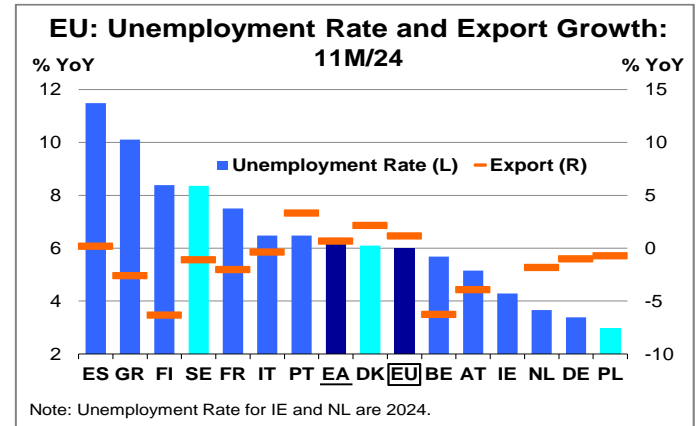
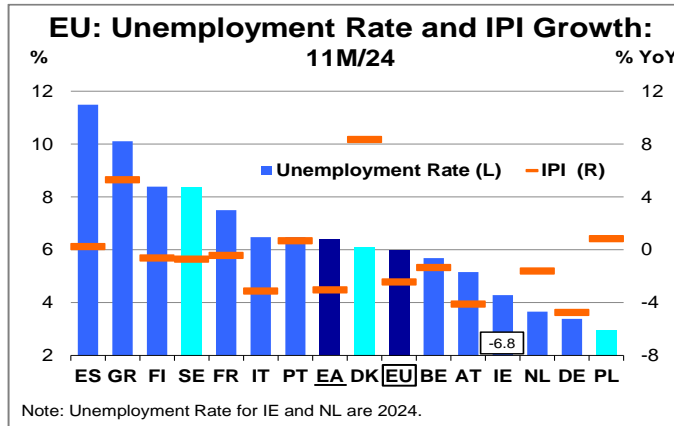
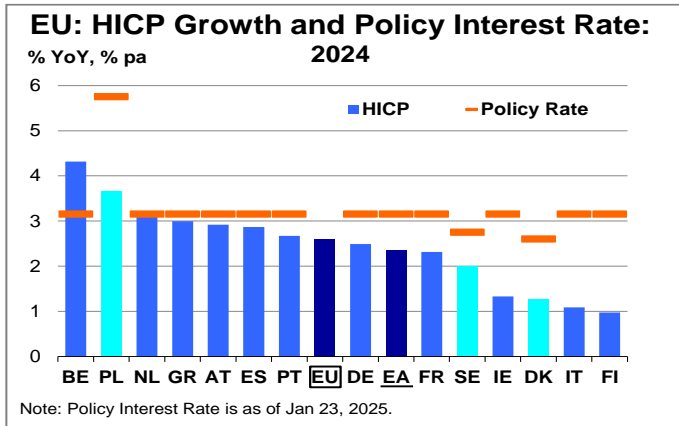
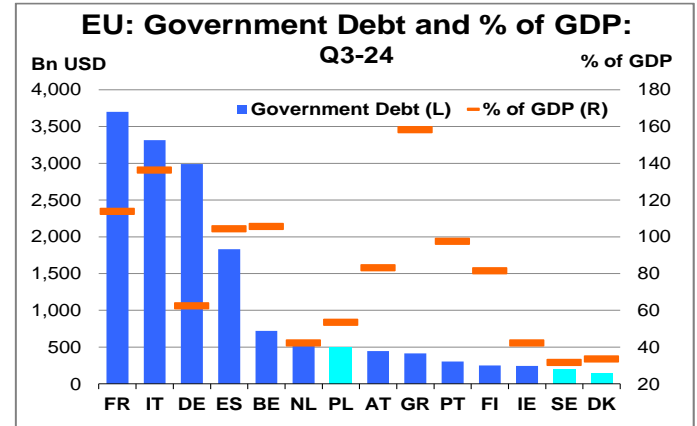
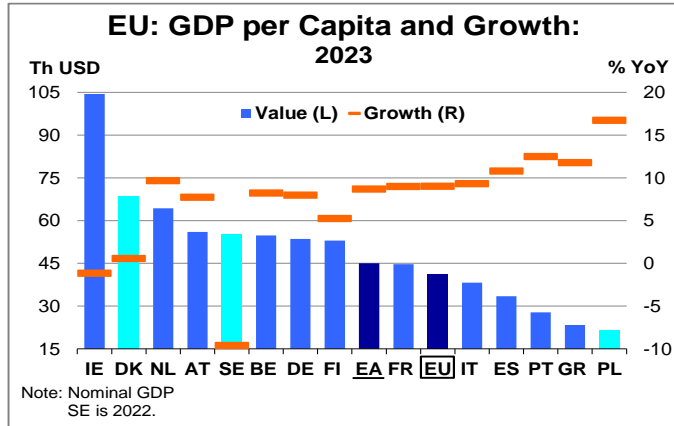
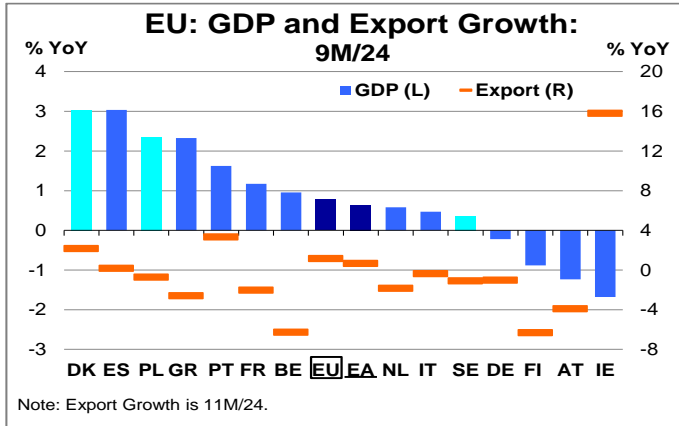
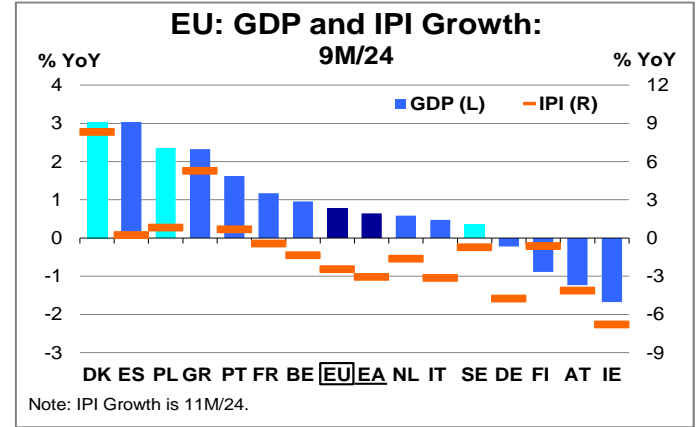
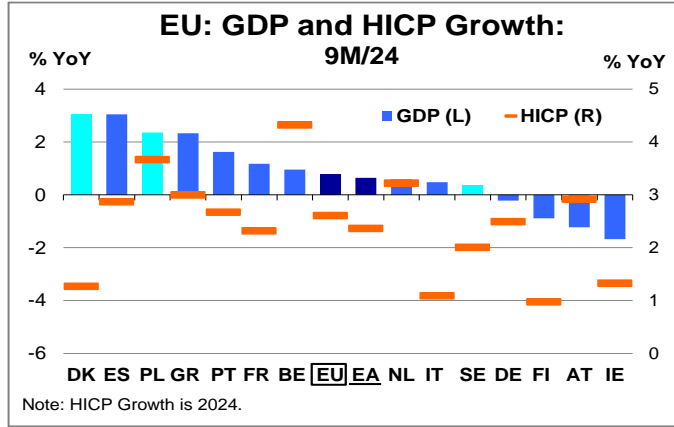
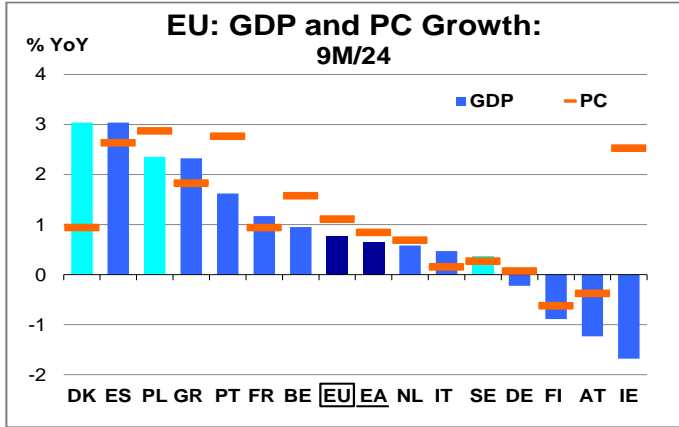
Note GDP per Capita is calculated from Nominal GDP. PC is Private Consumption. IR is International Reserve. BoP is Balance of Payments. CA is Current Account. IPI is Industrial Production Index. PPI is Producer Price Index.

HICP is Harmonised Index of Consumer Prices. 10Y GB is 10-Year Government Bond. FX is Foreign Exchange Rate.

*Jan 21, 2025

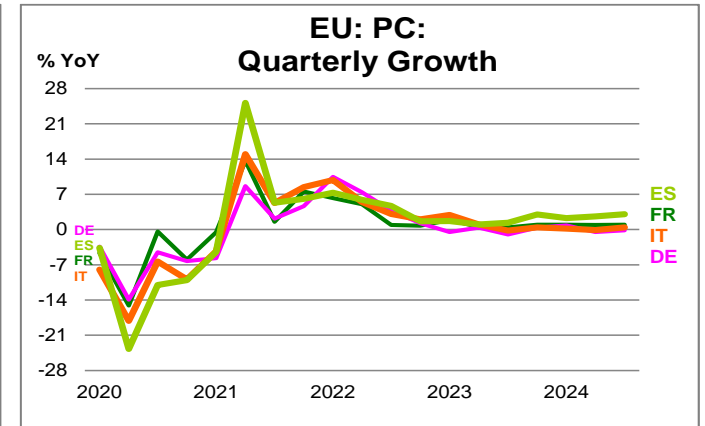
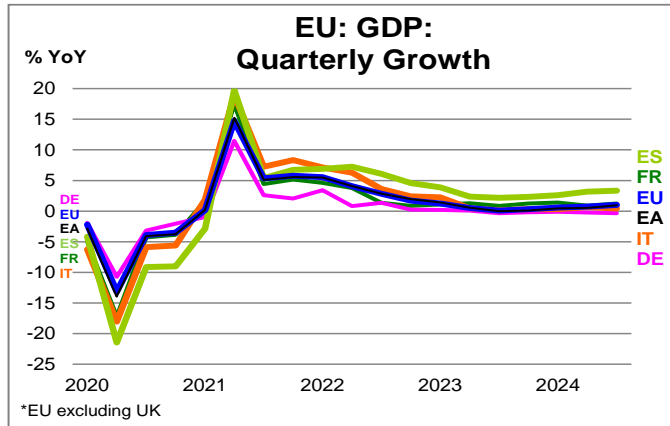
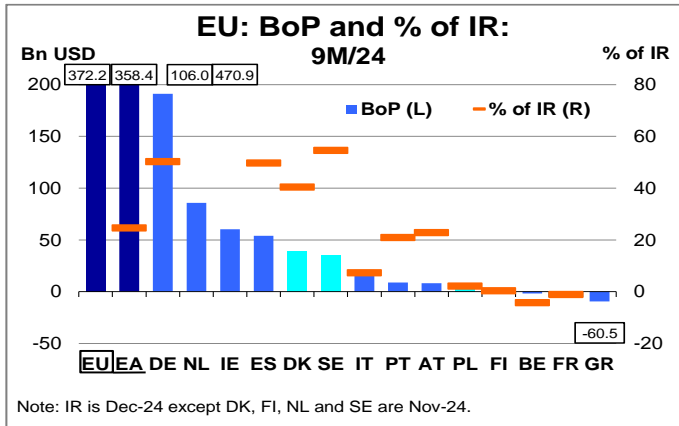
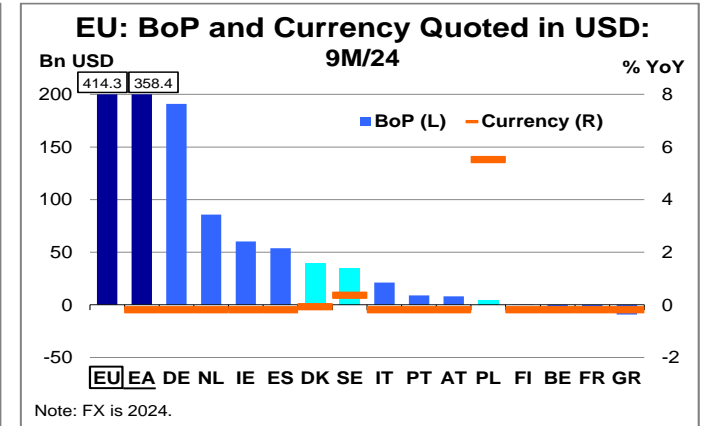
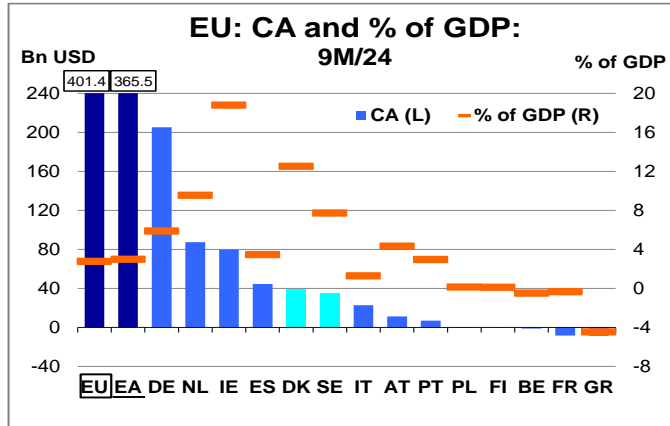
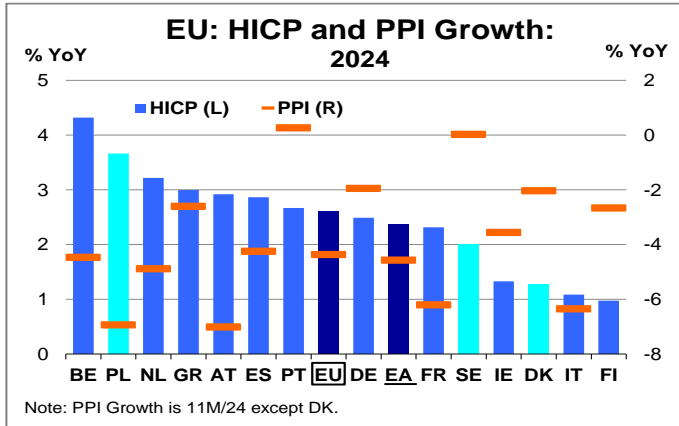
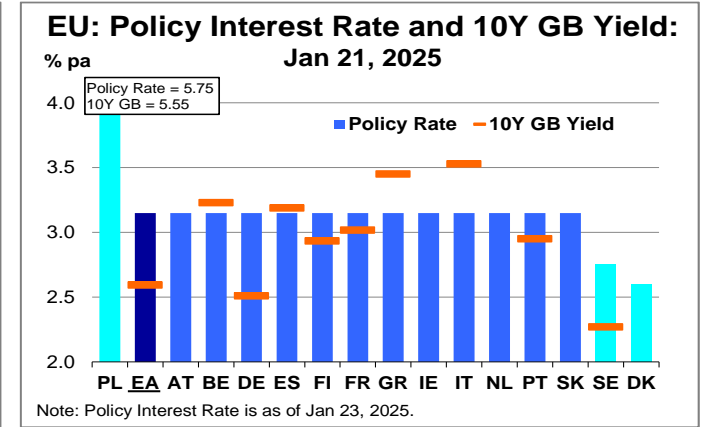
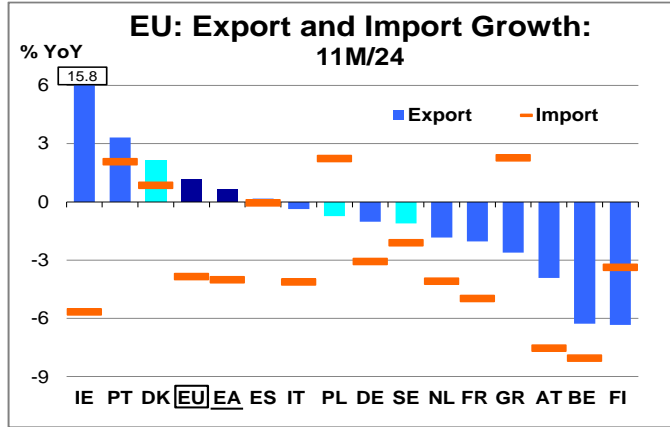
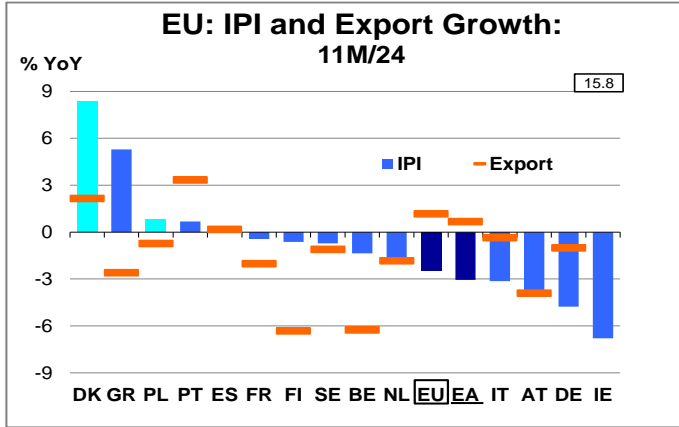
Europe Key Economic and Financial Indicators

24-Jan-25



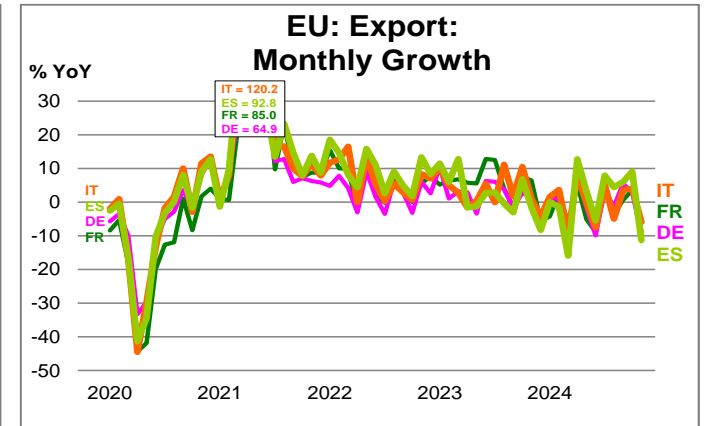
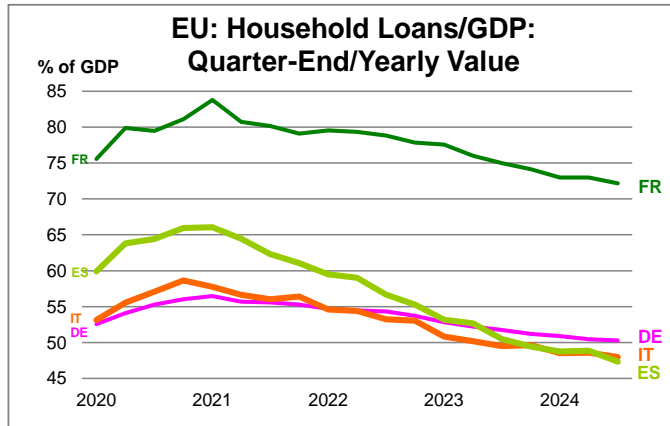
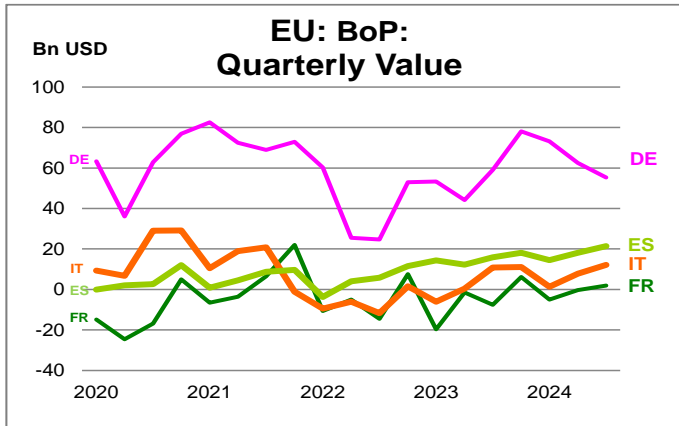
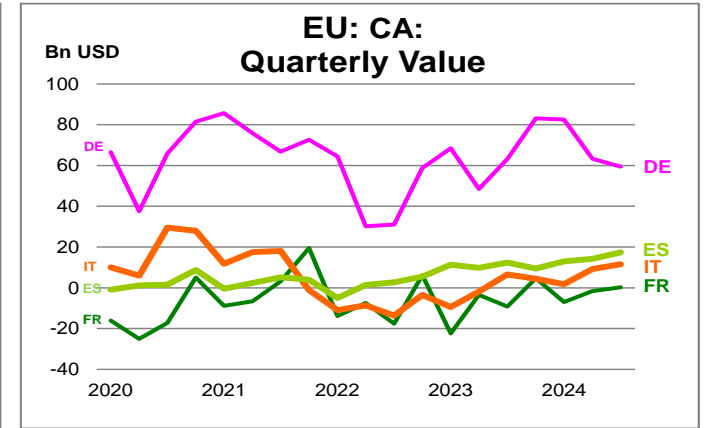
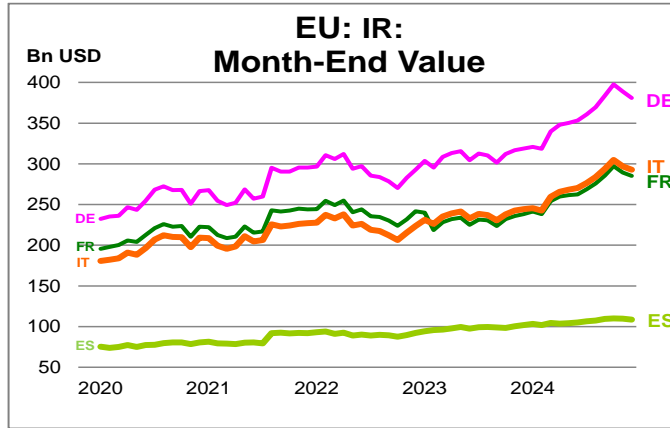
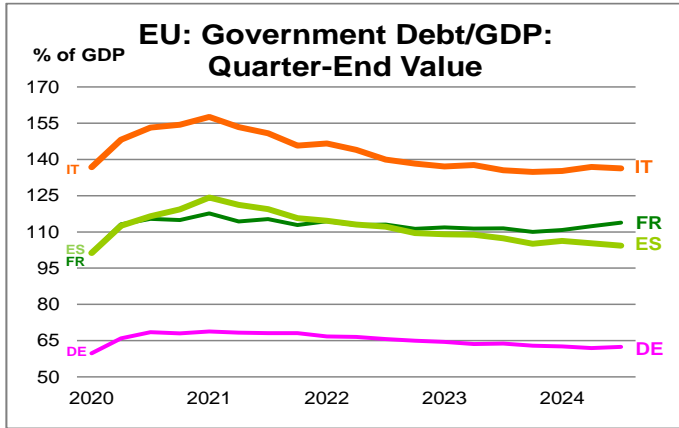
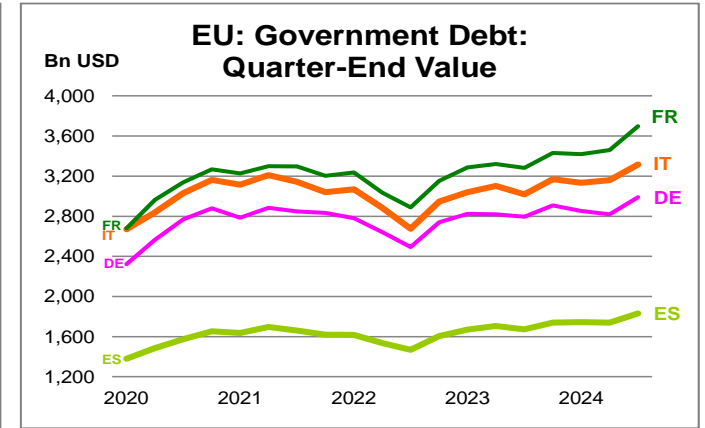
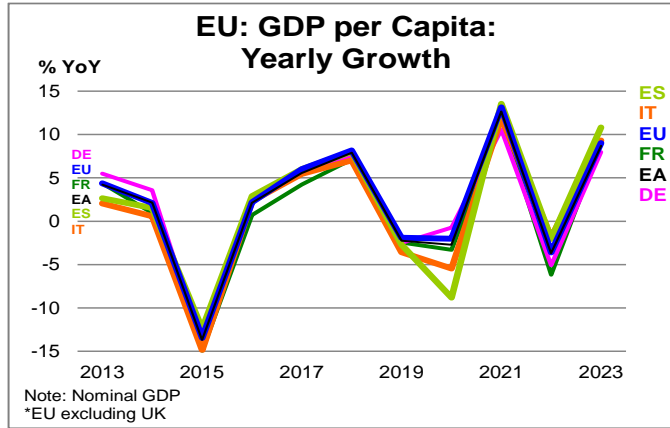
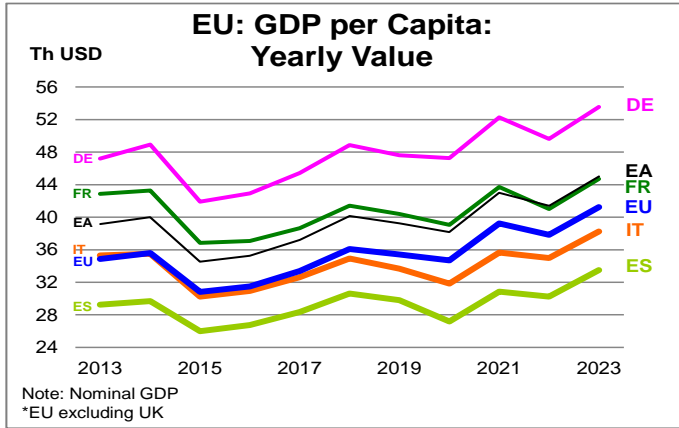
Europe Key Economic and Financial Indicators

24-Jan-25



Europe Key Economic and Financial Indicators

24-Jan-25



Europe Key Economic and Financial Indicators

24-Jan-25

