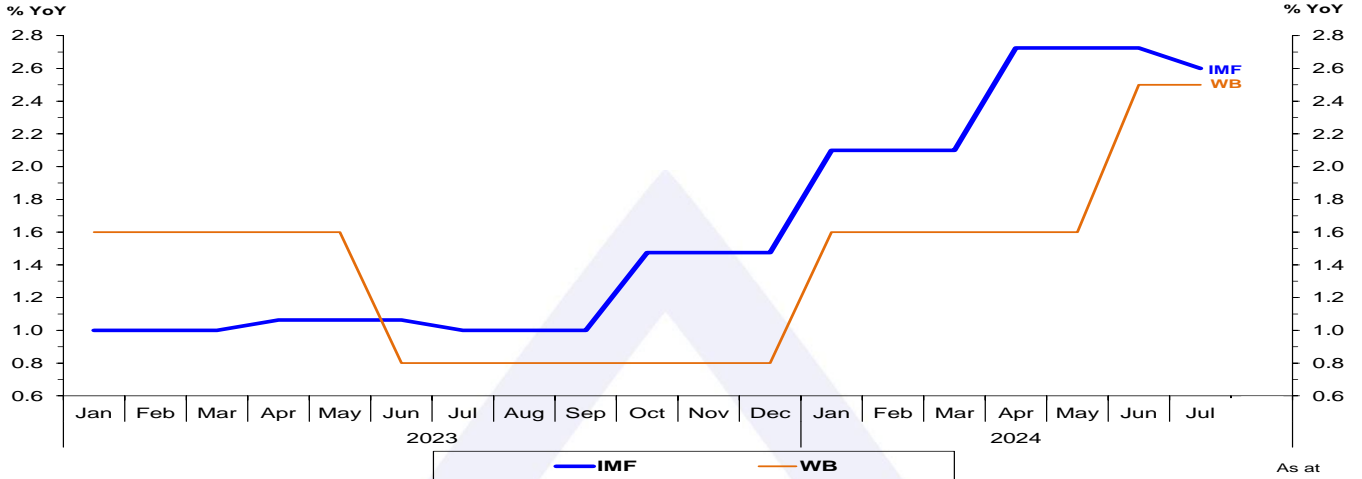




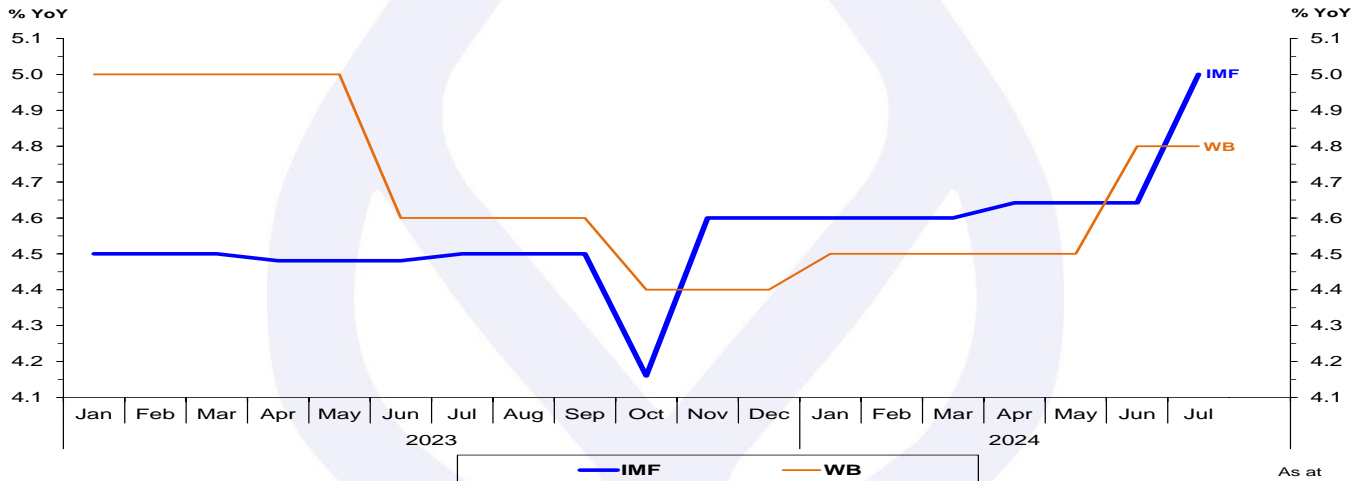
คาดการณ์เศรษฐกิจของประเทศเศรษฐกิจหลัก ปี 2567-68

- กองทุนการเงินระหว่างประเทศ คาดว่า GDP ของประเทศเศรษฐกิจหลัก ปี 67 ขยายตัวเฉลี่ย 2.0% YoY
- ธนาคารโลก คาดว่า GDP ของประเทศเศรษฐกิจหลัก ปี 67 ขยายตัวเฉลี่ย 2.2% YoY

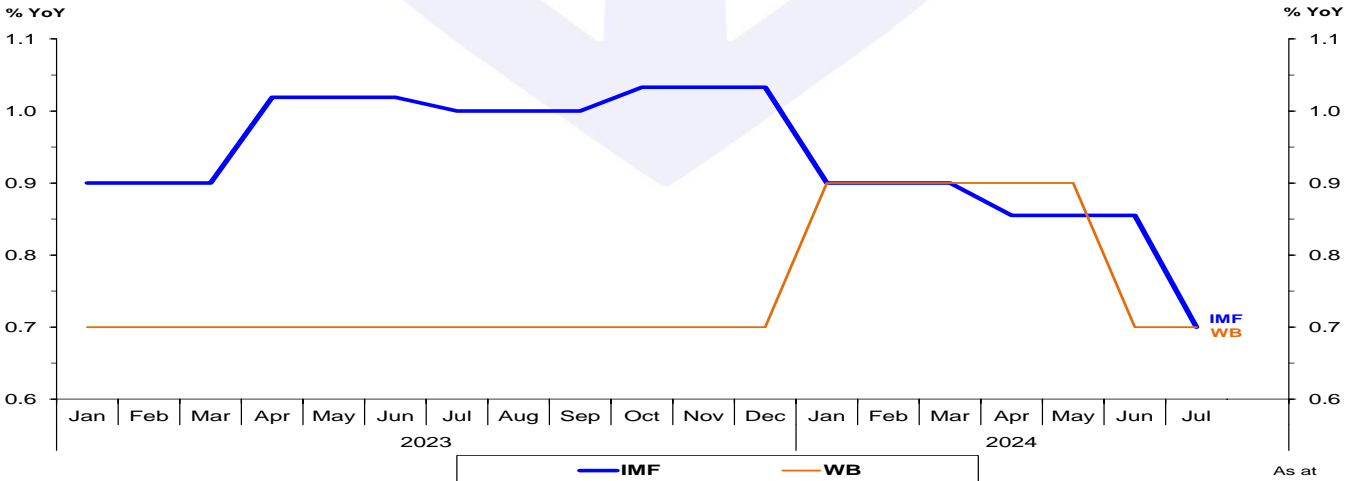
US: GDP 2024 Forecast by IMF and WB



CN: GDP 2024 Forecast by IMF and WB

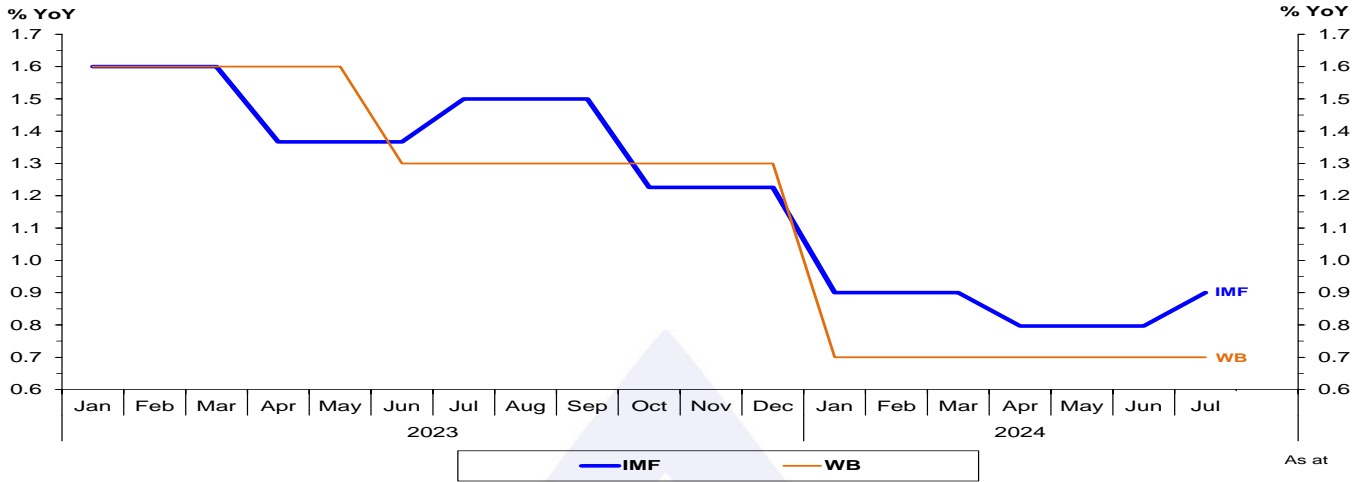


JP: GDP 2024 Forecast by IMF and WB

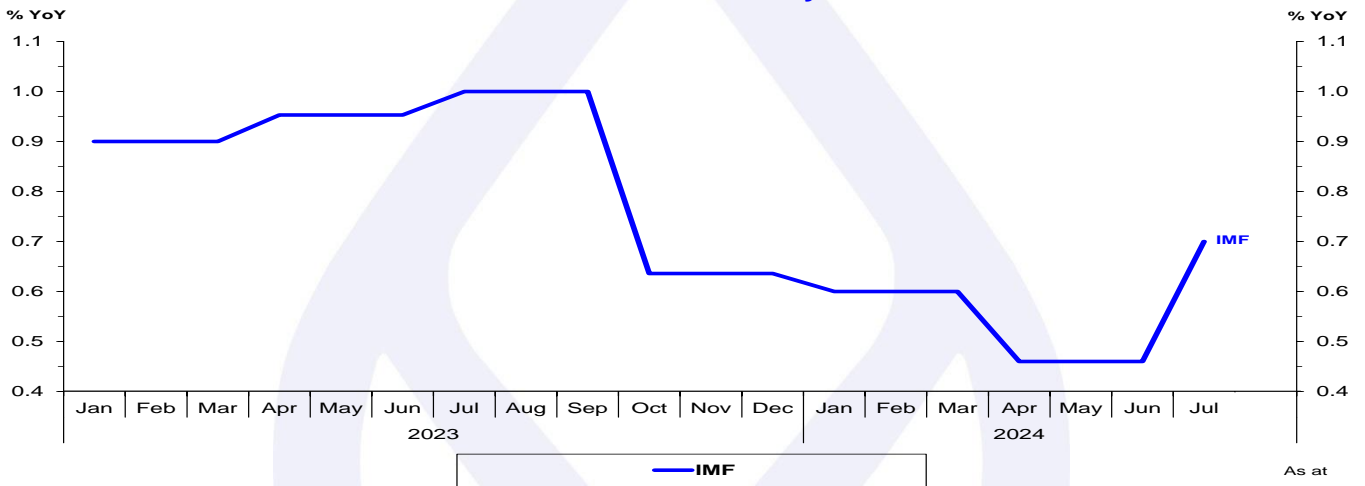


ที่มา: International Monetary Fund (IMF) และ World Bank (WB)

EA: GDP 2024 Forecast by IMF and WB

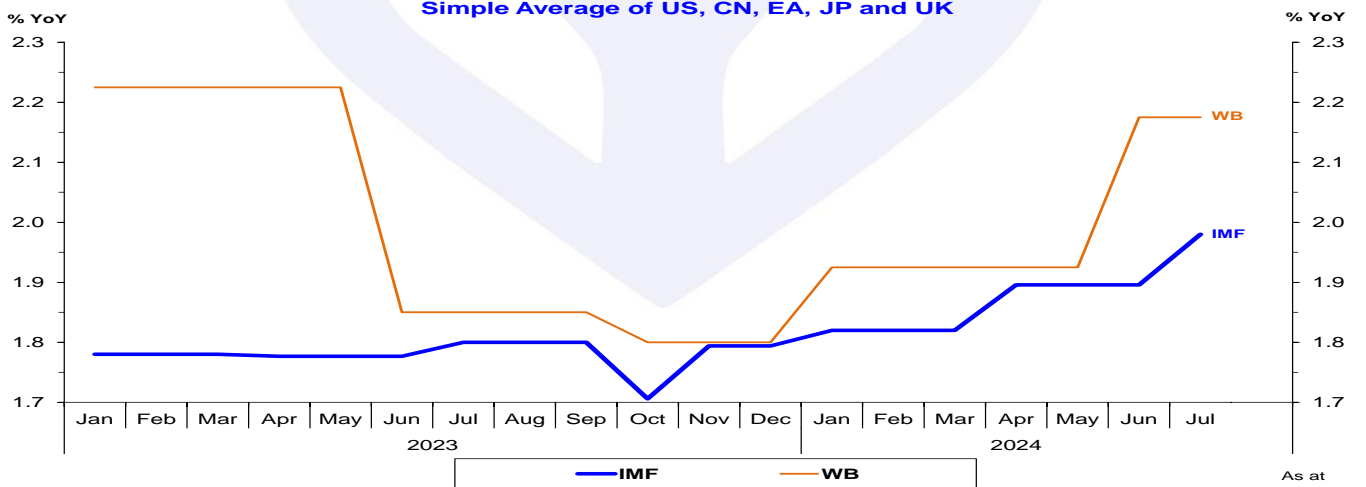


UK: GDP 2024 Forecast by IMF



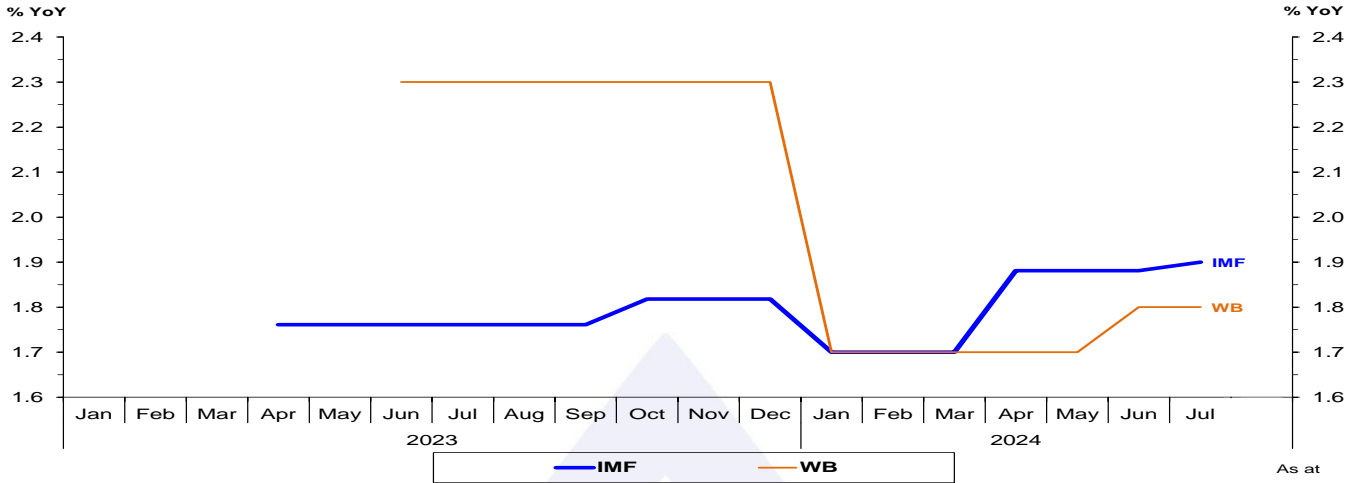
Note: World Bank stopped covering UK since Jun 2019.

Major Economies: GDP 2024 Forecast by IMF and WB
 Simple Average of US, CN, EA, JP and UK

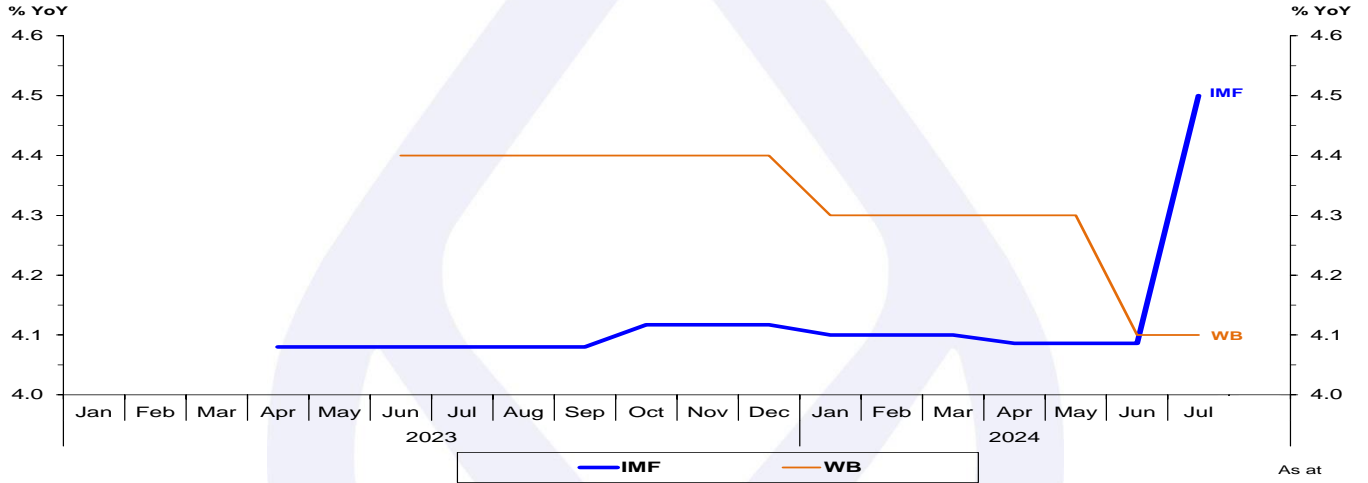


Note: World Bank stopped covering UK since Jun 2019.

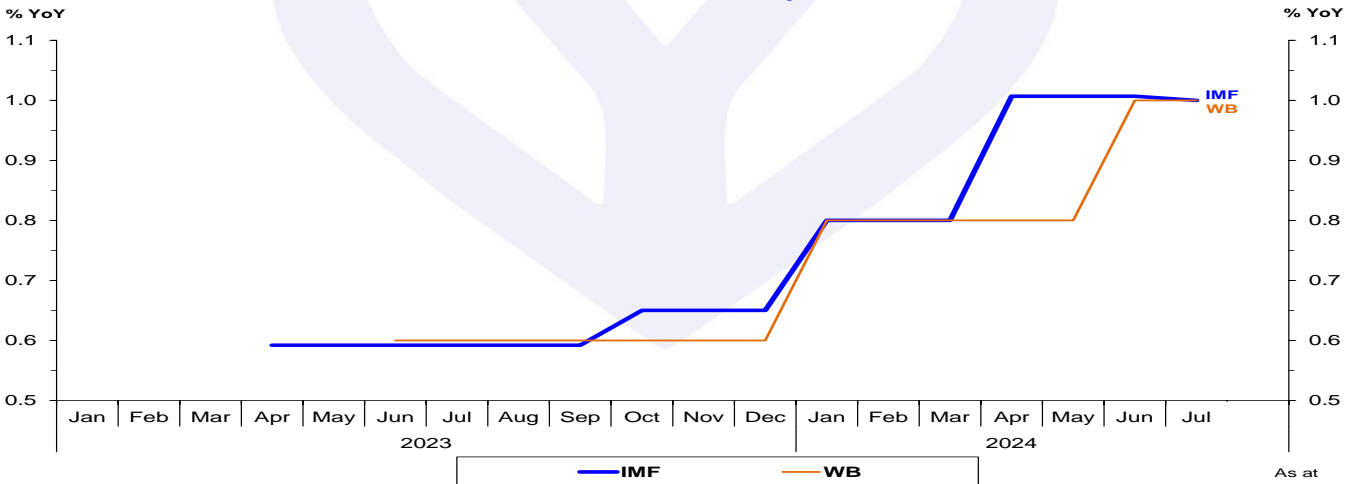
US: GDP 2025 Forecast by IMF and WB



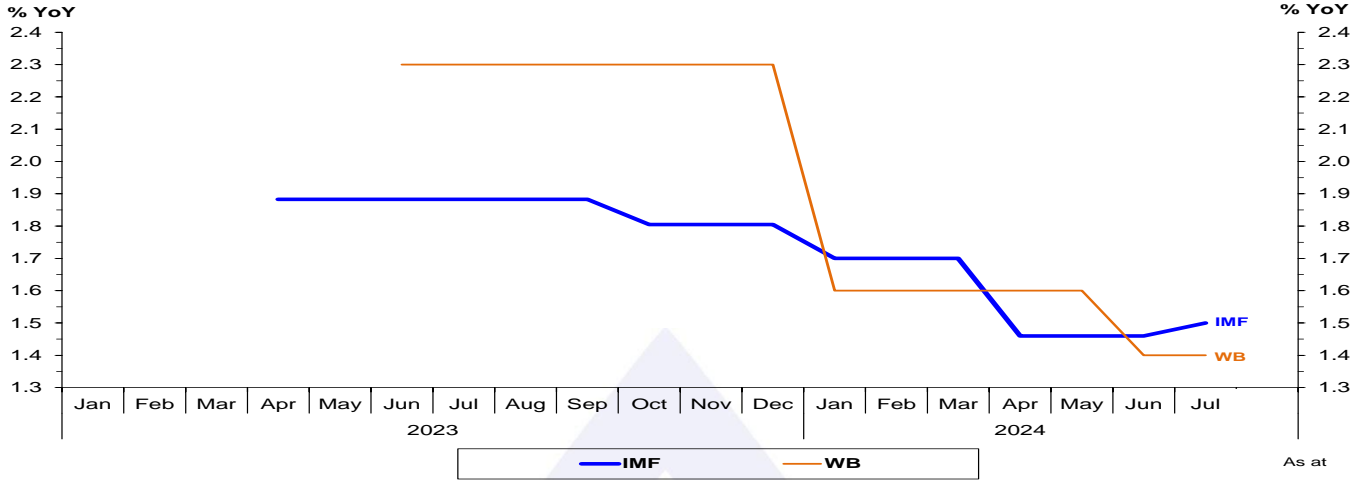
CN: GDP 2025 Forecast by IMF and WB



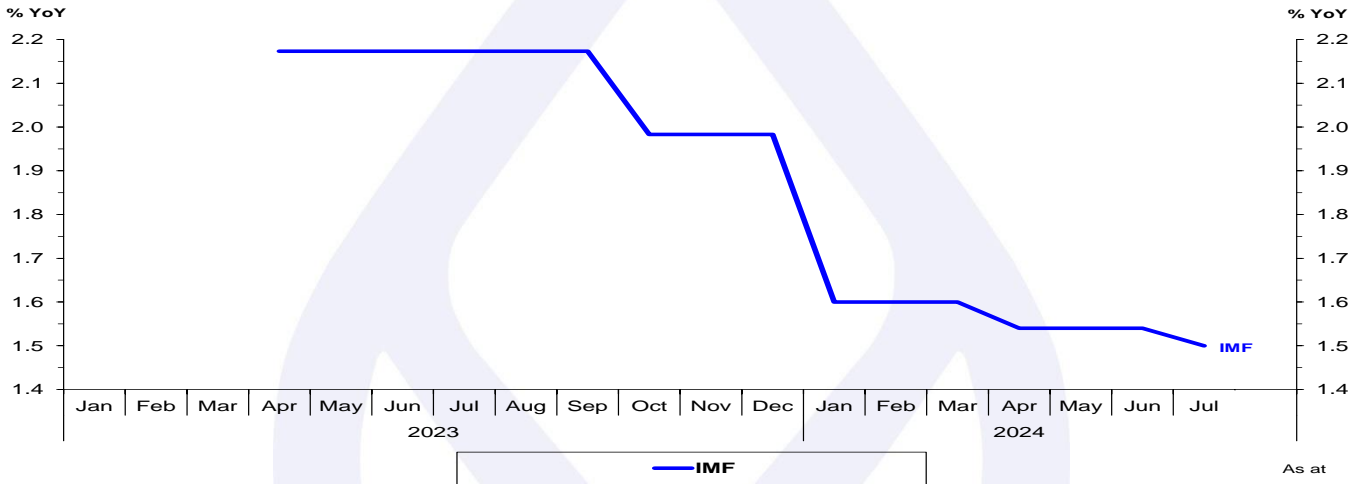
JP: GDP 2025 Forecast by IMF and WB



EA: GDP 2025 Forecast by IMF and WB

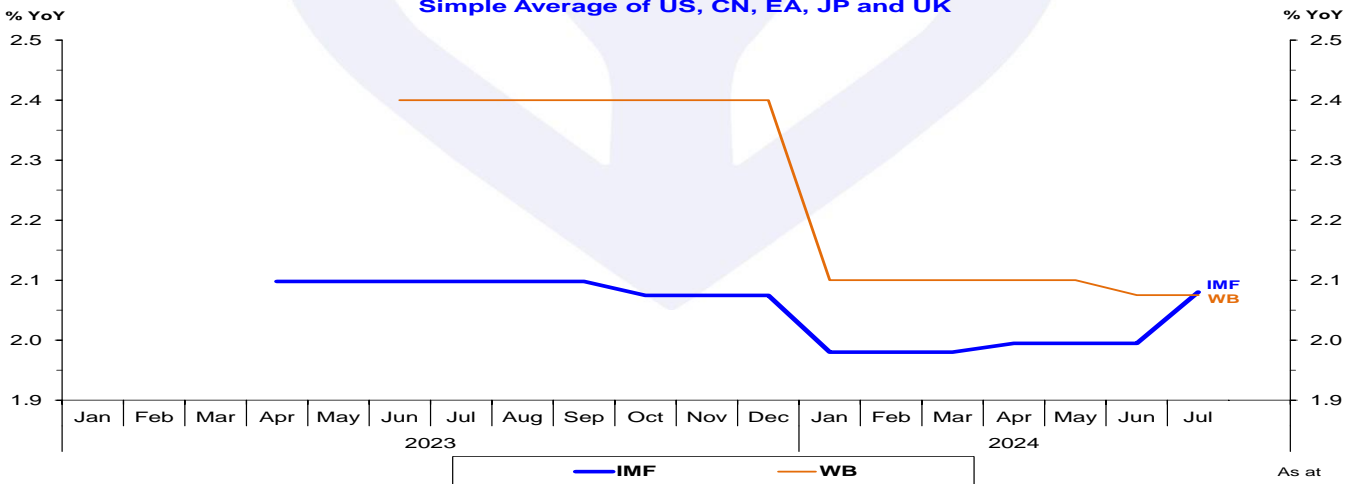


UK: GDP 2025 Forecast by IMF



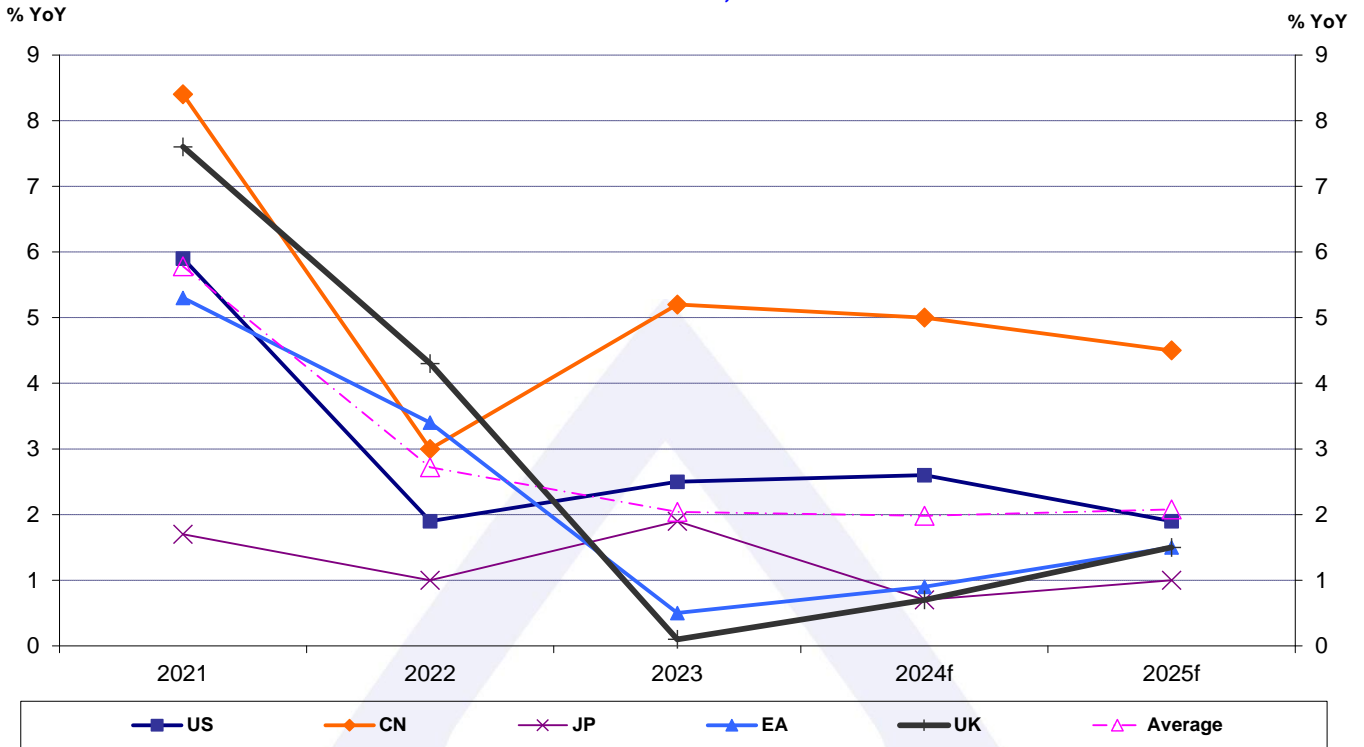
Note: World Bank stopped covering UK since Jun 2019.

Major Economies: GDP 2025 Forecast by IMF and WB
 Simple Average of US, CN, EA, JP and UK



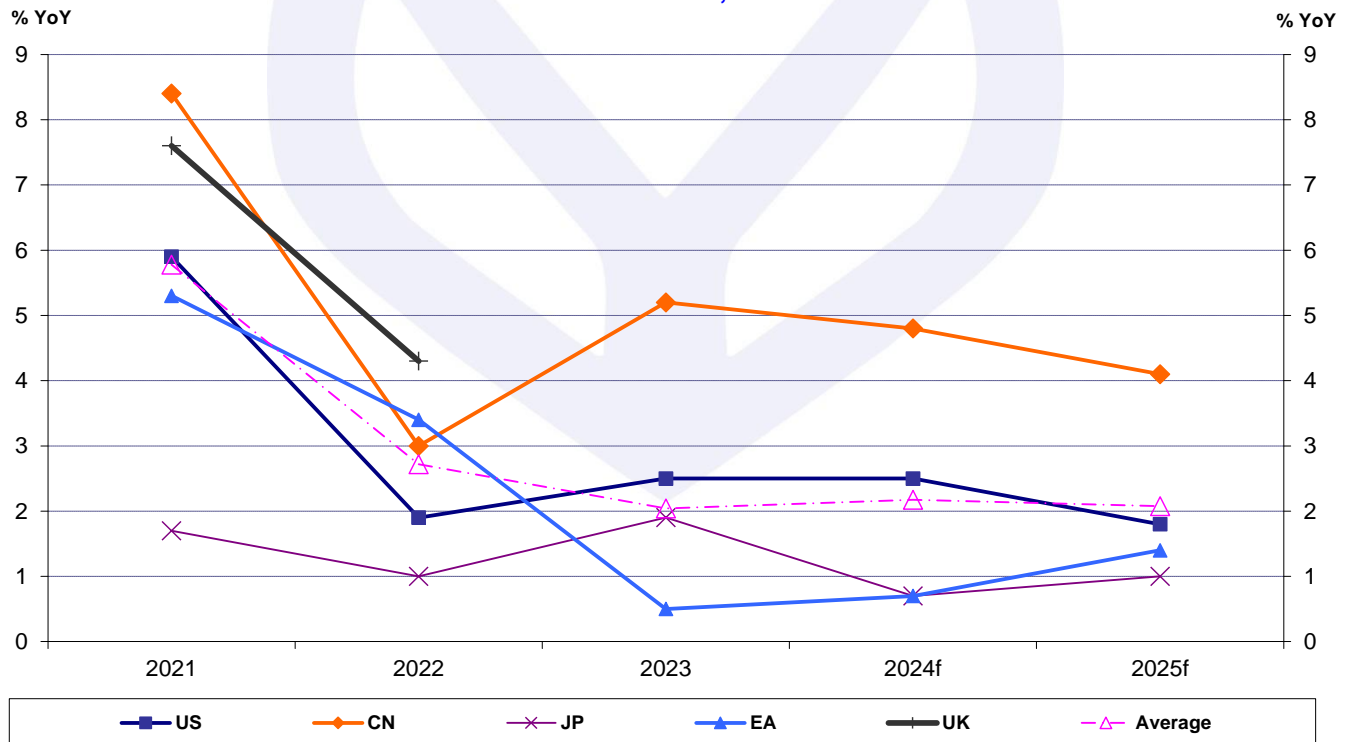
Note: World Bank stopped covering UK since Jun 2019.

GDP Latest Forecast by IMF
 As at Jul 17, 2024



Note: 2021-2023 are actual data.

GDP Latest Forecast by WB
 As at Jul 17, 2024



Note: 2021-2023 are actual data. UK is not included in 2024-2025 forecasts because World Bank stopped covering UK since Jun 2019.

คาดการณ์เศรษฐกิจของประเทศเศรษฐกิจหลัก

GDP Forecast by Major Institutions (% YoY)						
Country	As at	2021*	2022*	2023*	2024f	2025f
IMF						
US	Jul-24	5.9	1.9	2.5	2.6	1.9
CN	Jul-24	8.4	3.0	5.2	5.0	4.5
JP	Jul-24	1.7	1.0	1.9	0.7	1.0
EA	Jul-24	5.3	3.4	0.5	0.9	1.5
UK	Jul-24	7.6	4.3	0.1	0.7	1.5
Average		5.8	2.7	2.0	2.0	2.1
WB						
US	Jun-24	5.9	1.9	2.5	2.5	1.8
CN	Jun-24	8.4	3.0	5.2	4.8	4.1
JP	Jun-24	1.7	1.0	1.9	0.7	1.0
EA	Jun-24	5.3	3.4	0.5	0.7	1.4
UK	Apr-22	7.6	4.3	0.1	-	-
Average		5.8	2.7	2.0	2.2	2.1
Total Average		5.8	2.7	2.0	2.1	2.1

*Actual Data

คาดการณ์เศรษฐกิจของประเทศเศรษฐกิจหลัก โดย กองทุนการเงินระหว่างประเทศ

Major Countries Forecast by IMF (% YoY)																									
As at	US					CN					JP					EA					UK				
	2021	2022	2023	2024f	2025f	2021	2022	2023	2024f	2025f	2021	2022	2023	2024f	2025f	2021	2022	2023	2024f	2025f	2021	2022	2023	2024f	2025f
Jan-22	5.6	4.0	2.6	-	-	8.1	4.8	5.2	-	-	1.6	3.3	1.8	-	-	5.2	3.9	2.5	-	-	7.2	4.7	2.3	-	-
Apr-22	5.7	3.7	2.3	1.4	-	8.1	4.4	5.1	5.1	-	1.6	2.4	2.3	0.8	-	5.3	2.8	2.3	1.8	-	7.4	3.7	1.2	1.5	-
Jul-22	5.7	2.3	1.0	1.4	-	8.1	3.3	4.6	5.1	-	1.7	1.7	1.7	0.8	-	5.4	2.6	1.2	1.8	-	7.4	3.2	0.5	1.5	-
Oct-22	5.7	1.6	1.0	1.2	-	8.1	3.2	4.4	4.5	-	1.7	1.7	1.6	1.3	-	5.2	3.1	0.5	1.8	-	7.4	3.6	0.3	0.6	-
Jan-23	5.7	2.0	1.4	1.0	-	8.1	3.0	5.2	4.5	-	1.7	1.4	1.8	0.9	-	5.2	3.5	0.7	1.6	-	7.4	4.1	-0.6	0.9	-
Apr-23	5.7	2.1	1.6	1.1	1.8	8.1	3.0	5.2	4.5	4.1	1.7	1.1	1.3	1.0	0.6	5.2	3.5	0.8	1.4	1.9	7.4	4.0	-0.3	1.0	2.2
Jul-23	5.9	2.1	1.8	1.0	-	8.4	3.0	5.2	4.5	-	1.7	1.0	1.4	1.0	-	5.3	3.5	0.9	1.5	-	7.6	4.1	0.4	1.0	-
Oct-23	5.9	2.1	2.1	1.5	1.8	8.4	3.0	5.0	4.2	4.1	1.7	1.0	2.0	1.0	0.7	5.3	3.5	0.7	1.2	1.8	7.6	4.1	0.5	0.6	2.0
Nov-23	5.9	2.1	-	-	-	8.4	3.0	5.4	4.6	-	1.7	1.0	-	-	-	5.3	3.5	-	-	-	7.6	4.1	-	-	-
Jan-24	5.9	2.1	2.5	2.1	1.7	8.4	3.0	5.2	4.6	4.1	1.7	1.0	1.9	0.9	0.8	5.3	3.5	0.5	0.9	1.7	7.6	4.1	0.5	0.6	1.6
Apr-24	5.9	2.1	2.5	2.7	1.9	8.4	3.0	5.2	4.6	4.1	1.7	1.0	1.9	0.9	1.0	5.3	3.5	0.6	0.8	1.5	7.6	4.1	0.1	0.5	1.5
Jul-24	5.9	1.9	2.5	2.6	1.9	8.4	3.0	5.2	5.0	4.5	1.7	1.0	1.9	0.7	1.0	5.3	3.4	0.5	0.9	1.5	7.6	4.3	0.1	0.7	1.5

Source: International Monetary Fund

คาดการณ์เศรษฐกิจของประเทศเศรษฐกิจหลัก โดย ธนาคารโลก

Major Countries Forecast by WB (% YoY)																									
As at	US					CN					JP					EA					UK				
	2021	2022	2023	2024f	2025f	2021	2022	2023	2024f	2025f	2021	2022	2023	2024f	2025f	2021	2022	2023	2024f	2025f	2021	2022	2023	2024f	2025f
Jan-22	5.6	3.7	2.6	-	-	8.0	5.1	5.3	-	-	1.7	2.9	1.2	-	-	5.2	4.2	2.1	-	-	-	-	-	-	-
Apr-22	5.7	-	-	-	-	8.1	5.0	-	-	-	1.6	-	-	-	-	5.3	-	-	-	-	7.4	-	-	-	-
Jun-22	5.7	2.5	2.4	2.0	-	8.1	4.3	5.2	5.1	-	1.6	1.7	1.3	0.6	-	5.4	2.5	1.9	1.9	-	7.4	-	-	-	-
Oct-22	5.7	-	-	-	-	8.1	2.8	4.5	-	-	1.6	-	-	-	-	5.4	-	-	-	-	7.4	-	-	-	-
Dec-22	5.7	-	-	-	-	8.1	2.7	4.3	-	-	1.7	-	-	-	-	5.2	-	-	-	-	7.4	-	-	-	-
Jan-23	5.7	1.9	0.5	1.6	-	8.1	3.0	4.3	5.0	-	1.7	1.2	1.0	0.7	-	5.2	3.3	0.0	1.6	-	7.4	-	-	-	-
Apr-23	5.7	2.1	-	-	-	8.1	3.0	5.1	4.8	-	1.7	1.1	-	-	-	5.2	3.5	-	-	-	7.6	4.1	-	-	-
Jun-23	5.7	2.1	1.1	0.8	2.3	8.1	3.0	5.6	4.6	4.4	1.7	1.1	0.8	0.7	0.6	5.2	3.5	0.4	1.3	2.3	7.6	4.1	-	-	-
Oct-23	5.9	2.1	-	-	-	8.4	3.0	5.1	4.4	-	1.7	1.1	-	-	-	5.3	3.5	-	-	-	7.6	4.1	-	-	-
Jan-24	5.8	2.1	2.5	1.6	1.7	8.4	3.0	5.2	4.5	4.3	1.7	1.0	1.8	0.9	0.8	5.3	3.5	0.4	0.7	1.6	7.6	4.1	-	-	-
Jun-24	5.9	1.9	2.5	2.5	1.8	8.4	3.0	5.2	4.8	4.1	1.7	1.0	1.9	0.7	1.0	5.3	3.4	0.5	0.7	1.4	7.6	4.3	0.1	-	-

Source: World Bank